



Quarterly and Annual Report

Cooperative Agreement No:
620-A-00-03-00144-00 Section B

Author(s):
A.G.O. Dixon and G. Tarawali

Project Title:
Cassava Enterprise Development Project (CEDP)

Recipient:
International Institute of Tropical Agriculture (IITA)

USAID CTO:
Nduku Okaro, Agricultural Development Officer (SO 12)

Reporting Period:
July – September 2006
October 2005 – September 2006

Date: October 2006

Quarterly (July - September 2006) and Annual Progress Report (October 2005 – September 2006)

<i>Activity Summary</i>
Implementing Partner: International Institute of Tropical Agriculture (IITA)
Activity Name: Cassava Enterprise Development Project (CEDP)
Activity Objective 1. Reduce the impact of the cassava mosaic disease in selected communities 2. Increase the productivity of cassava, and 3. Develop and expand postharvest processing and marketing outlets for cassava products in the South-South and South-East States of Nigeria
USAID/Nigeria SO 12: Improved Livelihoods in Selected Areas
Life of Activity: Five (5) Years
Total Estimated Contract/Agreement Amount: US\$ 2,917,353
Obligations to Date: US\$ 4,400,777 (for both NABP and CEDP as per modification 4)
Accrued Expenditure this Quarter: US\$ 271,875 (only USAID portion)
Activity Cumulative Accrued Expenditure to Date: US\$ 1,351,576 (only USAID portion)
Estimated Expenditures Next Quarter: US\$ 277,313 (only USAID portion)

Cassava Enterprise Development Project

	This Year Target 2005/6	This Year Actual	This Quarter Target July - Sept	This Quarter Actual	Explanation for Variance or why not reported this quarter	Next quarter target
Strategic Objective (SO) 12: Improved livelihoods in selected areas						
Indicator 1: Income from selected commodities and products	\$9968	\$499,522.00	\$2492	\$334,436.95	New highly enterprising SMEs supported by the CEDP.	TBD
Indicator 2: Wealth/Investment Index	TBD					
IR12.1: Increased market-driven employment opportunities						
IR 12.1.1: Job creation	1000	1280	250	776	Additional SMEs came into production in the last quarter. Also includes youth employment in weed control and mobile grater enterprises.	TBD
IR12.2: Increased agricultural productivity and marketing						
IR 12.2.1: Sales of agricultural commodities/products	\$9968	\$172811.55	\$2492	\$159291.5		TBD
IR 12.2.2: Area under sustainable management	1700	9474	850	8652	Includes area planted with CMD resistant varieties with other sustainable practice.	TBD
IR 12.2.3: Productivity of selected commodities/products	20t/ha	23.5	20 t/ha	23.5	Tentative value based on harvests from 55 farmers consisting of 110 fields planted early this year.	TBD
IR 12.2.4: Clients adopting improved technologies	1000	78423	250	72455		TBD
IR 12.2.5: Number of technologies introduced	8	12	2	12	Includes production technologies, namely, weed control and use of improved varieties, and processing machinery (grater, press, sifter, community fryer, rotary dryer, hammer mill,	TBD

					flash dryer, etc.)	
IR 12.3: Increased commercial viability of micro, small, and medium enterprises						
IR12.3.3: Enterprises benefiting from BDS	38	51	10	28	Includes 9 MPCs, and 2 SMEs assisted this quarter.	TBD
IR12.3.4: Sustainable Producer Associations	38	51	10	28	More groups becoming aware and interested in CEDP activities.	TBD

Exchange Rate: USD1.00 = ₦126.00

Cassava Enterprise Development Project

Quarterly (July – September 2006) and Annual Progress Report (October 2005 – September 2006)

I. Background

The Cassava Enterprise Development Project is implemented through the International Institute of Tropical Agriculture in support of Nigeria's Presidential Cassava Initiative. Total anticipated funds of US\$11.5 million are provided under a public-private partnership between the USAID and the Shell Petroleum Development Corporation to support the development of the cassava sector over a period of five (5) years. The objective of the Project is to increase economic opportunities through sustainable and competitive cassava production, marketing and agroenterprise development in selected communities of the South-South and South-East States of Nigeria. The specific Project objectives are to (1) reduce the impact of the cassava mosaic disease in selected communities in the South-South and South-East States, (2) increase the productivity of cassava, and (3) develop and expand postharvest processing and marketing outlets for cassava products. The Project's activities contribute to Strategic Objective 12, i.e., Improved Livelihoods in Selected Areas with the following key intermediate results: (1) Increased Market-Driven Employment Opportunities, (2) Increased Agricultural Productivity and Marketing, and (3) Increased Commercial Viability of Micro-, Small, and Medium Enterprises.

II. Quarter and Annual Progress

SO12 Indicator 1: Income from selected commodities and products

Additional processing centers came into production in the fourth quarter, especially in the following States: Abia (10 mobile grater enterprises, one micro-processing center and two small/medium enterprises), Akwa Ibom (4 micro-processing centers), Bayelsa (8 mobile grater enterprises and 10 micro-processing centers), Delta (3 mobile grater enterprises and one SME), Ebonyi (one micro-processing center) Edo (21 micro-processing centers, 7 mobile grater enterprises and one SME), Enugu (2 micro-processing centers), Imo (one micro-processing center) and Rivers (two mobile grater enterprises and 3 micro-processing centers). Several strategies were employed by the CEDP to provide assistance to more persons and enterprises, bringing the total number of functional enterprises up from 51 in the third quarter

to 126. These strategies included the distribution of mobile graters and assistance to existing enterprises by providing machinery, based on need.

Income generated by these enterprises was also tracked in the third quarter. Total gross income from the 126 functional enterprises reporting income in the current quarter amounts to **₦47,787,152** (Tables 1a, 1b, and 1c). Cumulatively, to the year ending September 2006, this income amounts to **₦71,385,006**. This is made up of gross income from mobile grater enterprises (MGE) of **₦307,800** (Table 1a); income from micro-processing enterprises (MPCs) **₦4,942,603** (Table 1b) and from small to medium-scale enterprises (SMEs) **₦42,536,749** (Table 1c). Income reported for this quarter is more than twice the amount reported as income in the previous quarter. Gross income from the MPCs increased also from **₦1,480,428** in the third quarter to **₦4,942,603** in the current quarter. Income from the SMEs also increased from **₦19,227,470** in the third quarter to **₦42, 536,749** in the current quarter.

Gross margin for the enterprises can be obtained by multiplying the gross income for MPCs by a factor of 0.11 for the MPCs¹ and by a factor of 0.12 for SMEs² and subtracting the results from **₦4,942,603** and **₦42,536,749** respectively. This gives a gross margin of **₦4,398,916.67** for MPCs and a gross margin of **₦37,432,339** for SMEs. Variable costs are not significant for mobile grater enterprises. Total gross margin from cassava enterprises assisted by CEDP for the quarter ending September 2006 therefore amounts to **₦42,139,055** or **US\$334,436.95** (at a rate of **₦126** to **US\$1.00**). Applying the same principle for the cumulative gross income (**₦71,385,006**) we have a gross margin of **₦62,939,785.85** or **US\$499,522.00** for the year ending September 2006 (See Annex 1 and Figure 1 for further details).

¹ A survey of 25 MPC shows that variable costs accounts for about 11% of total cost in micro-processing enterprises.

² This factor is based on the total variable cost ratio from Widows Mite Enterprise only.

Table 1: Income from cassava-based products in functional mobile grater, micro processing, and small/medium enterprises

Table 1a: Mobile Grater Enterprises (MGEs)

Income and employment data sheet			
	Previous	Current Quarter	Cumulative
State	Cumulative	July - Sept 2006	Income to date
Abia*	0	87440	87440
Bayelsa*	0	184760	184760
Delta*	0	9000	9000
Edo*	0	24300	24300
Rivers*	0	2300	2300
Subtotal	0	307800	307800

Table 1b: Micro Processing Centers (MPCs)

Abia	461930	205304	667234
Akwa Ibom	161915	130472	292387
Bayelsa	445068	591862	1036930
Cross River	1353065	531870	1884935
Delta	1003116	397680	1400796
Ebonyi*	0	20000	20000
Edo*	0	2713965	2713965
Enugu*	0	78000	78000
Imo*	0	9890	9890
Rivers	36760	263560	300320
Subtotal	3461854	4942603	8404457

Table 1c: Small Medium Scale Enterprises (SMEs)

Abia	658000	3625689	4283689
Akwa Ibom	1078000	5411060	6489060
Edo	18400000	32293000	50693000
Delta*	0	1207000	1207000
Sub total	20136000	42536749	62672749
Grand total	23597854	47787152	71385006

* Started production in the current quarter.

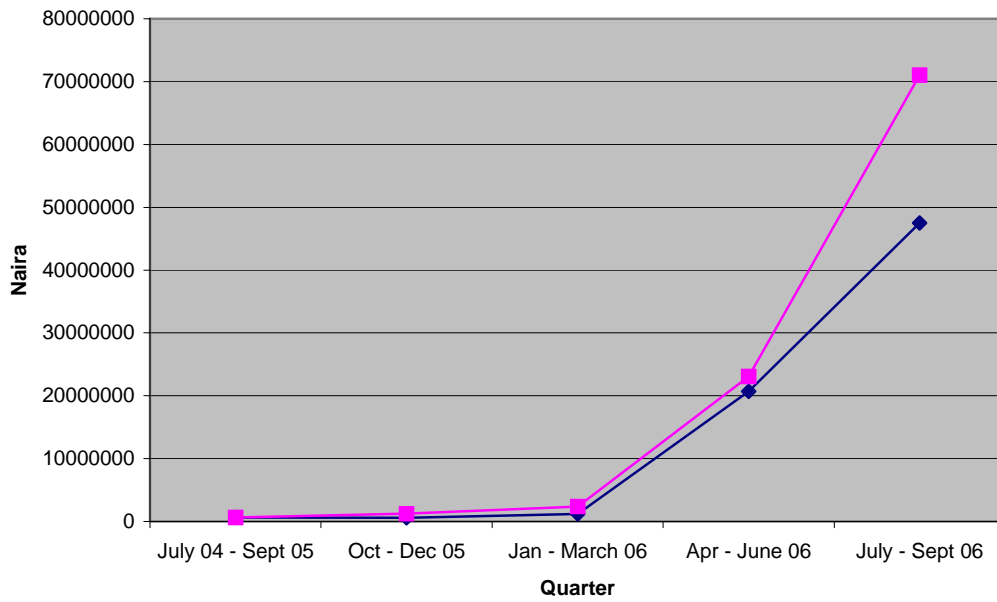


Figure 1: Cumulative and quarterly income from sale of cassava products in CEDP supported enterprises

SO12 Indicator 2: Wealth/Investment Index (TBD)

IR 12.1: Increased Market-Driven Employment Opportunities

IR 12.1.1: Job Creation

An additional 776 persons were employed by the 183 new enterprises although income was not available for some of these. Vessa Foods International accounts for a high number of employees as it was discovered that the factory relies heavily on manual peeling and employs a lot of casual laborers for peeling over a 2-week period. Cumulative employment by the cassava enterprises assisted by the CEDP is 1181 persons for the year ending September 2006 (Tables 2a, 2b and 2c). If we include the number of youths (99) employed in the weed control enterprise in the three senatorial zones of the 11 States in the Project area, total employment for the year ending 2006 will amount to 1280. This exceeds the annual target of 1000 employees set at the beginning of the year. See Annex 2 and Figure 2 for further details.

IR 12.2: Increased Agricultural Productivity and Marketing

IR 12.2.1: Sales of agricultural commodities/products

Gross income from sales of different cassava products for the year 2006 amounted to ₦71,385,006 (Tables 1a, 1b, and 1c). This is discussed above under income from sales of cassava products. Cassava products are sold in wet and dry forms as mash, *gari*, *fufu* flour, high quality cassava flour, cassava chips, and starch. Other products produced and sold especially by the SMEs include bread and plantain flour. The quantity sold in the current quarter by the different enterprises amounts to 2851.02 tonnes as indicated in Tables 3a, 3b and 3c. This is twice the quantity produced in the April to June quarter (1140.6 tonnes). In the two previous quarters (October - March), total output was 278.19 tonnes (October - December 2005) and 294.59 tonnes (January - March 2006). Cumulatively, this gives a gross output of 4563.30 tonnes in the year ending September 2006. While the quantity produced increased consistently, it is far less than the expected output of 2.2 million tonnes targeted by the Project at the end of 2 years, suggesting a downward revision on this target. Targets of this size may be achieved in subsequent years when the enterprises would have stabilized and more are established, or when the

contributions of the spill-over effects of these enterprises are included. For further details, see Annex 3.

Table 2: Number of persons employed in each processing center

Table 2a: Mobile Grater Enterprises (MGEs)

States	Jobs created in cassava enterprise				
	Total	Male	Female	No. Youth	No. Casual
Abia	24	13	11	8	16
Bayelsa	103	45	51	74	0
Delta	6	3	3	0	0
Edo	14	10	4	9	0
Rivers	64	41	23	34	0
Sub total	211	99	112	125	16

Table 2b: Micro-Processing Centres (MPCs)

States	Employment				
	Total	Male	Female	No. Youth	No. Casual
Abia	22	12	10	4	1
Akwa Ibom	35	11	24	0	0
Bayelsa	46	31	15	14	4
Cross River	63	26	37	7	19
Delta	76	22	54	39	4
Ebonyi	4	1	3	0	0
Edo	69	37	32	12	10
Enugu	19	7	12	0	9
Imo	3	1	2	0	0
Rivers	8	4	4	0	0
Sub total	345	152	193	76	47

Table 2c: Small/Medium Scale Enterprises (SMEs)

States	Jobs created in cassava enterprise				
	Total	M	F	No. Youth	No. Casual
Abia	74	31	43	25	30
Akwa Ibom	35	3	33	2	0
Cross River	18	10	8	0	0
Delta	32			0	0
Edo	466				
Sub total	625				

Grand total 2a, 2b, & 2c	1181
-------------------------------------	-------------

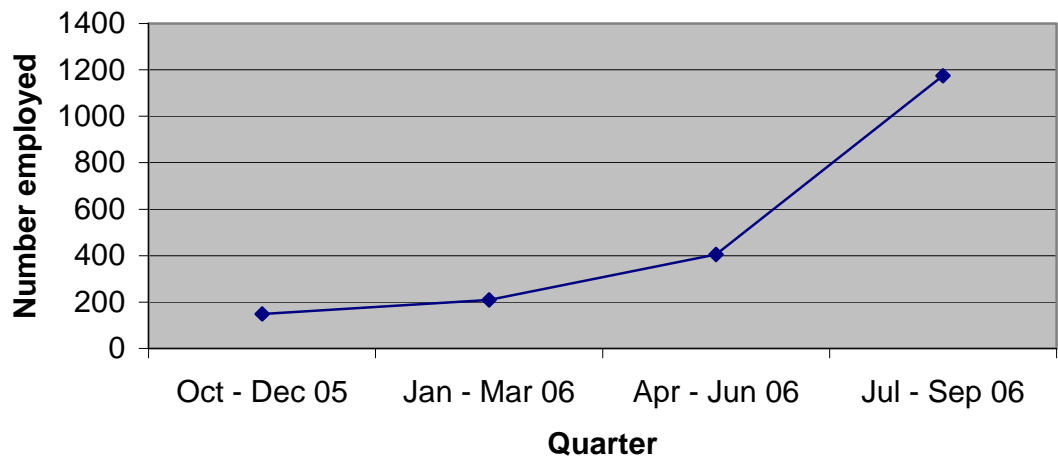


Figure 2: Cumulative employment in CEDP Cassava Processing Centers

Table 3: Output (kg) from functional cassava enterprises in the current quarter (July – September 2006)

Table 3a: Mobile Grater Enterprises (MGEs)

State	Output (kg)
Abia	34461
Bayelsa	122800
Delta	15000
Edo	24810
Rivers	1840
Sub total	198911

Table 3b: Micro Processing Enterprises (MPCs)

State	Output (kg)
Abia	162010
Akwa Ibom	9387
Bayelsa	358060
Cross River	596560.84
Delta	121780
Ebonyi	25000
Edo	290820
Enugu	33400
Imo	2240
Rivers	220320
Sub total	1819577.84

Table 3c: Small/Medium-Scale Enterprises (SMEs)

State	Output (kg)
Abia	83547
Akwa Ibom	10987
Edo	738000
Sub total	832534

Grand total	2851022.84
--------------------	-------------------

IR 12 .2.2: Area under sustainable management

This is the total of land area farmed in targeted States, using at least one improved practice. With respect to cassava, improved practices include the use of improved CMD resistant cassava varieties, fertilizer and herbicide application, intercropping of cassava with melon, sweetpotato, bambara nut, groundnut, cowpea, soybean, *mucuna* sp. and *pueraria* sp., rotation with other crops or fallow, strip farming, etc.

The area under improved CMD varieties in the year includes the estimated area planted by farmers from direct distributions by CEDP in the fourth quarter which amounts to 237.54 ha (see Table 5), the area planted by farmers to improved CMD varieties through distributions by the CEDP partners amounting to 4020 ha (see Table 6), the area planted to primary multiplication (112.5) by the CEDP in the current quarter (see Table 8), the area planted to secondary multiplication (566 ha) in the current quarter (see Table 9) and the area planted to tertiary multiplication (3716.5 ha) in the current quarter (see Table 10). The total area under sustainable management in the Project region in the current quarter is 8652.5 ha.

IR 12.2.3: Productivity of selected commodities/products

In the quarter ending September 2006, a field survey was undertaken in the eleven Project States to determine the actual yield of CMD resistant cassava varieties in farmers' fields. About 55 farmers were surveyed and cassava yield samples were taken from 40 m² plots from 110 fields; 55 fields carrying improved CMD resistant varieties and the other 55 fields carrying local cassava varieties. The results of this survey are presented in Figure 3. The results show that the yield of CMD resistant cassava varieties is consistently higher than the yield of local cassava varieties in farmers' fields in all the States. The yield of CMD resistant cassava varieties averaged about 23.5 t/ha while the yield of local cassava varieties averaged about 11.2 t/ha. CMD resistant cassava varieties, therefore, outyielded the local cassava varieties by 35% under local farmer conditions (fertilizer was not used by these farmers in both instances).

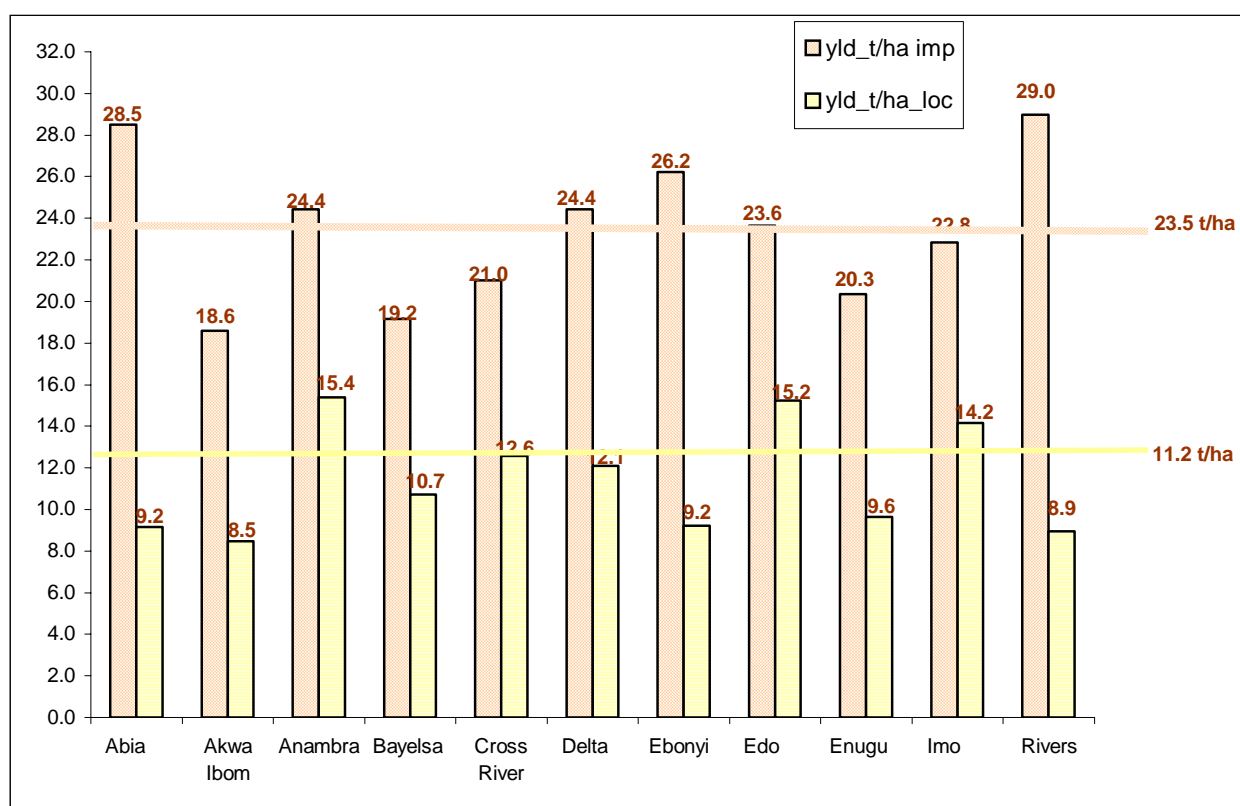


Figure 3: Yield of CMD resistant and local cassava varieties by State.

IR 12.2.4: Clients using improved technologies

CMD resistant cassava varieties were distributed directly by IITA from Ibadan and from Onne. They were distributed in two forms: in sachets of 50 plantable stems (per sachet) and in bundles of 50 one-meter sticks per bundle. IITA also provided CMD resistant cassava varieties to its partners, the Root and Tuber Expansion Program, the National Root Crops Research Institute, Umudike, and the Agricultural Development Projects (ADPs). IITA provided improved CMD resistant varieties to other organizations such as NGOs (e.g., OICI, GRADO, SPACE, etc.), Faith-based organizations, such as churches (Anglican and Catholic), institutions (Agip Green River Project, SPDC Farms, NDDC Farms, schools, Colleges of Agriculture, and several others), and farmers' associations (Cassava Growers Associations of Nigeria, All Farmers Association of Nigeria), for onward planting and distribution.

Direct distribution of planting materials to farmers from IITA Ibadan and Onne in the last quarter amounts to 1,012,179 bundles of plantable materials (Table 5). In all, a total of 31,901 farmers received improved cassava varieties directly from IITA-CEDP in the last one year. This excludes distributions to participants and others involved at trainings (322) and the 926 farmers who received improved materials during tertiary planting last March (see previous quarter's reports).

Table 5: Direct distributions from IITA-CEDP

State	No. of farmers June-06	July to Sept 2006	Cum. Sept 06 Farmers	Qty of cuttings	Area (ha)
Abia	820	8277	9097	318665	35.44
Akwa Ibom	587	1238	1825	64445	13.99
Anambra	72	2572	2644	94363	33.55
Bayelsa	260	3276	3536	9505	6.31
Cross River	200	823	1023	37118	21.08
Delta	272	1625	1897	67085	15.84
Ebonyi	951	4952	5903	207093	27.16
Edo	550	944	1494	54300	32.03
Enugu	555	866	1421	51318	26.07
Imo	73	2639	2712	95198	13.20
Rivers	220	129	349	13089	12.87
Total	4,560	27,341	31,901	1,012,179	237.54

* Includes direct distributions from Ibadan and Onne



- a. Packaging cassava plantable stems from cut fields
- b. Sorting for counting before loading
- c. Loading in truck and ready for delivery

Using data provided by the various governmental and nongovernmental institutions collaborating with IITA, it is estimated that over 14,000 farmers, spread across the target States, are planting one or more of the improved CMD varieties (Table 6). This is an update on the 4560 reported in the current quarter. We estimate that these organizations have distributed over 200,000 bundles of improved CMD varieties in the various States of the Niger Delta Region. Data were available for some of the States at the time of documenting this report.

Table 6: Distribution through CEDP partners*

State	No. of farmers	No. of bundles	Area planted (ha)
Abia	292	582	44.3
Akwa Ibom	372	13450	141
Anambra	6396	31696	633.9
Bayelsa	173	5440	108.8
Imo	2028	99715	1994.3
Rivers	1882	49710	994.2
Ebonyi	1499	220	4.4
Cross River	455	1110	22.2
Delta	1567	4231	76.9
Edo	0	0	0
Enugu	0	0	0
Total	14664	206154	4020

*Partners include ADPs, OICI, SPACE, CGAN, ALFAN, NGOS, Churches, Schools, Agip-GRP, SPDC-Warri, etc.)



First truckload (6th September 2006) of cassava stems delivered to OICI, Cross River State.

Farmer-to-farmer distribution of CMD varieties is difficult to track. However, we recall that in 2003/2004 planting season, about 863 farmers participated in on-farm, demonstration, and multiplication trials of CMD resistant varieties. Following a small survey of these farmers, we found each had given out CMD resistant cassava varieties to at least five farmers/neighbors in the last planting seasons 2004/05 and 2005/2006. If we therefore assume that these farmers had given out CMD resistant varieties to another 5 farmers, including the original 867 farmers in the second season, then the farmers currently planting CMD resistant varieties through farmer-to-farmer distribution (indirect distribution) in these areas where the CMD varieties were initially introduced may be as many as 25,890. The survey also observed that each initial farmer gave an average of three to four (3.5) bundles to other farmers or about 90,615 bundles of 1m length.

Reduced impact of cassava mosaic disease

The status of cassava mosaic disease and the viruses responsible for the disease was determined during a diagnostic survey conducted in 2002 and 2003. This was followed by the deployment of 40 CMD resistant cassava varieties for evaluation in the South-South and Southeastern zones. Five of these varieties had been released officially to farmers. It is envisaged that, by now, the CMD resistant varieties are spreading among farmers and providing sufficient resistant varieties to restrain the spread of CMD. The baseline information also showed CMD in mixed infections in 24% of the plants surveyed in 2003. The target for the Project is to reduce the severity of incidence in the Project States by 14%. The survey on the assessment of CMD severity and incidence in areas where CMD resistant cassava varieties are being disseminated commenced in the last quarter. The survey will be concluded in November 2006.

The establishment of demonstration plots of the five released CMD resistant varieties as reported in the July to September quarter, in 14 “hot spot” areas under farmers’ management has been completed in the last quarter. The objective is to fast-track reduced disease incidence in these areas.

Evaluate new CMD resistant varieties in on-farm and demonstration trials

A major success story of the CEDP was the official release of five improved and adapted CMD resistant varieties in Nigeria in 2005. In the fourth quarter, a meeting was held on 21 September 2006 involving all the stakeholders in the cassava subsector in Nigeria. At the meeting, nine new CMD resistant cassava varieties were nominated for official registration and release. The nominated varieties are TMS 96/1632, TMS 95/0289, TMS M98/0068, TMS 97/4779, TMS 96/0523, TMS 92B/00061, TMS 96/1089A, TMS 98/0002, and TMS 95/0166. Three additional cassava genotype varieties originating from NRCRI (NR87184, TMS92/0057, and TMS92/0326) were also nominated for registration and release, bringing the number proposed for registration and release in December 2006 to 12. These varieties are due for official release in the first week of December 2006 by the National Crops Registration and Release Committee of the Federal Ministry of Agriculture and Rural Development. The importance of this is that the USAID-SPDC partnership has fast-tracked the release of 17 new high yielding cassava varieties within a span of 3 years in Nigeria. This is in contrast to the 17 varieties that IITA has been able to release globally in the last 20 years. The CEDP continues to support the evaluation of new CMD resistant varieties and yellow-root (high beta-carotene) varieties. In the April to June quarter, 24 new cassava genotypes with potentials for high root yield and dry matter were selected to strengthen the existing strategic reserves of diverse CMD resistant varieties for food, feed, and agroindustrial uses. In addition, 24 other genotypes, biofortified with beta-carotene, a precursor of pro-vitamin A, were selected to enhance the nutritive value of cassava, particularly for children. These varieties were planted out for evaluation in multilocational trials across the CEDP States of Abia, Akwa Ibom, Anambra, Cross River, Delta, Ebonyi, Enugu, and Imo in the July to September quarter (Table 7). This evaluation will enable farmers to identify better varieties than those they currently have, and it will also help farmers to respond to different markets, using the genetic diversity at their disposal.

Table 7: Distribution of on farm trials for new cassava varieties by State

State	Locations	No of trials
Edo	Ubiaja, Ekpoma, Agenebode	24
Delta	Isele Uku, Kwale, Umunede	08
Anambra	Igbariam, Achalla, Ozubulu	24
Enugu	Adani, Nsukka	16
Ebonyi	Abakaliki, Ezza, Ikwo	16
Abia	Aba, Umuahia, Uzuakoli	24
Akwa Ibom	Abak, Eket, Itu	08
Cross River	Odukpani, Obanliku, Bebi	24
Imo	Ohaji, Avu, Ideato	16
Total		154

Establish primary multiplication sites

About 112.5 new multiplication sites were established in the current quarter. The old multiplication sites were pruned and retained/maintained while materials pruned from the old sites were used to plant the new sites. Excess materials were used to plant new secondary sites and tertiary sites in the Project area. The distribution of the primary multiplication sites and locations are shown in Table 8.

Table 8: Primary multiplication sites

State	Location	Old*	New	Contact
Edo	Obayantor	20	10	IITA
Edo	Agenebode	-	15	IITA/Leventis
Delta	Onicha Olona	-	10	IITA/Olona farms
Anambra	Igbariam	4	4	IITA/CGAN
Kogi	Ejiba	10	50	IITA
Niger	Mokwa/Kudu	4	15	IITA
Ogun	Ikenne	2.5	2.5	IITA
Oyo	Ibadan	4	6	IITA
Kwara	Shonga	-	30	IITA
Total		44.5	112.5	

Old = Pruned and maintained

Secondary multiplication

In the current quarter (July - September) an additional 465 ha were planted at the secondary multiplication level. These were mainly in Edo, Delta, Cross River Imo, Akwa Ibom, Rivers, and Anambra States (Table 9). Thirty-five additional ha were planted in Afuze, 20 ha in Ughelli, and 35 ha in Adani. In the year ending September 2006, a total of 566 hectares were planted at the secondary level in the Project States.

Table 9: Area (ha) of improved cassava stems multiplied at the secondary level in 2006

State	Location	Area (ha)		Cumulative to Sept 2006	Contact person
		June 2006	September 2006		
Edo	Obayantor		30	30	Vesa farms
Edo	Agenebode		60	60	Leventis farms
Edo	Afuze	15	10	50	Friday farms
Edo	Benin	6	35	16	Mr Ehimen
Delta	Ughelli (Edjekorta)	5	20	25	Drena farms
Delta	Obiaruku		60	60	Hon Paul Okpue
Cross River	Obudu		90	90	Godilogo farms
Cross River	Ogoja		50	50	Omang farms
Imo	Egbema, Avu		80 20	80 20	NSM Pastor Buchi
Enugu	Adani	5	35	40	Chief Nwabunie
Akwa Ibom	Eket		15	15	William Aniefiok
Anambra	Igbariam/Achalla		20	20	CGAN
Anambra	Ekwusigo		15	15	Chief Udejaja
Rivers	Ahoada		5	5	CGAN
Total		31	545	566	

Tertiary multiplication

This is the most active sector for stem multiplication and diffusion where farmers either give or sell improved stems to other farmers as a social responsibility or for income generation. However, because of the large number of farmers involved in this tier and the dependence on informal rather than formal methods for distribution, it has been very difficult to track the spread of improved varieties and estimate the land area covered. Estimates provided by the Cassava Growers Association, ADPs, and other partners shows that over 3650 ha have been planted to improved varieties by 8200 farmers (Table 10). The table below gives an idea but strongly underestimates the progress made so far.

Table 10: Land area planted to improved varieties at the tertiary level

State	No. of farmers (Est.)	Est. area (ha) for 3 rd quarter	Est. area (ha) for 4 th quarter	Contact
Akwa Ibom	1450	11	1105	William Aniefiok 08023560278 Bassey AKADEP 08035524602 Chief Ekong 08026763846
Anambra	1250	3.5	170	Chief Maduka 08038740272 Mr Enwelibe 08063912161 Jub Multipurpose 08035465522
Abia	1087	12	230	Kenneth CGAN 08035215547 CGAN Ndi Ebe 08035215546
Delta	685	-	200	Justuse CGAN 08053347613 Better Citizen. 08034523184

Edo	450	16	200	Pius Ehimen 08054214134 Ehighiamusoe 08033840077 Aviodor 08043206894
Enugu	554	2.5	120	Chief Nwabunie 08053334669 CGAN Enugu 08032954368 Sister Hilda 08038939117
Imo	500	0.5	150	NSM cluster Njoku Imo ADP 08037089820
Ebonyi	1480	-	1264	Pius Akuma ADP 08034835980 NEPAD youths 08037791357
Cross River	500	-	200	NEPAD youths 08023677947 CGAN Ogoja 08036164780 CGAN calabar 08063536632
Bayelsa	250	-	35	ADP and state manager
Total	8206	42.5	3674	

Number of extension agents trained

Extension agents were usually trained on rapid multiplication techniques and were also usually involved in the trials (on-farm, demonstration, and multilocational). The total number of extension agents trained cumulatively in the last year amounts to 357 persons. The distribution is shown in Table 11. In the year ending 2005, 185 extension agents were trained by the CEDP. This brings the total number of extension agents trained in the last 2 years to 542 in the 11 CEDP States. This is, however, below the target of 1000 extension agents expected to be trained by the project in the first 2 years of the CEDP implementation. An explanation for this discrepancy is that nearly all the extension agents (about 20 per state) in the 11 ADPs (total = 220) in which CEDP operates have been trained. The additional number came from NGOs, private organizations, NEPAD youths, etc. This suggests that the target originally set was a bit high (see below).

A total of 357 extension agents, mostly males, were trained in 2006. These agents were primarily from the State ADPs and the Ministry of Agriculture. There were also some community and farmers' leaders who were trained to train others. Most of the available extension agents in the target States appears to have now been trained, either directly at training centers or indirectly during the Monthly Technical Review Meeting in the ADPs. Future trainings for the purpose of extension will emphasize the NGOs, groups, farmers' associations, and community leaders. As new proven technologies are tested and validated for

the target States, the current crop of extension agents may be retrained in more specialized areas.

Table 11: Number of extension agents trained by quarter in the Project States

State	3rd quarter	4th quarter	Total
Abia	10	5	15
Akwa Ibom	10	30	40
Anambra	-	38	38
Bayelsa	-	28	28
Cross Riv.	10	19	29
Delta	10	11	21
Edo	8	17	25
Ebonyi	-	76	76
Enugu	-	35	35
Imo	8	27	35
River	8	7	15
Total	64	293	357

Number of farmers trained

In the last quarter, efforts were focused on the distribution of CMD resistant cassava varieties in the Project area, since the outstanding training in Baylesia State was postponed until the beginning of the planting season in the State. (The planting season in Bayelsa State starts in November, unlike in the other States.)

Over the last one year, farmers were trained on crop production, (rapid multiplication, weed control, fertilizer use, plant health, time of planting, land preparation, safety, cutting preparation and sanitation, equipment demonstration, harvest and transport). A total of 5412 farmers (Table 12) were trained on these agronomic practices. If we add this to the number of farmers trained by the CEDP in 2005 (3859, as indicated in the Annual Report for the year ending September 2005), the total number of farmers trained by the Project in the last 2 years comes to 9271. This exceeds the proposed target of 6000 farmers over the 2-year period for the Project.

Table 12: Number of farmers trained

State	Location	No. of males	No. of females	Total	Period
Delta	Abraka	144	68	212	2 nd quarter
	Edjekorta	153	52	205	2 nd quarter
	Onicha Olona	95	49	144	2 nd quarter
Edo	Obayantor	60	17	77	3 rd quarter
	Afuze	185	140	325	3 rd quarter
	Agenebode	125	50	175	3 rd quarter
Rivers	Isiokpo	40	28	68	3 rd quarter
	Omuma	82	130	212	3 rd quarter
	Ogoni	65	35	100	3 rd quarter
Cross River	Obubra	160	58	218	3 rd quarter
	Obanliku	120	75	195	3 rd quarter
	Obudu	145	49	194	3 rd quarter
Akwa Ibom	Uyo senatorial	207	60	267	3 rd quarter
	Ikot Ekpene	43	12	55	3 rd quarter
	Eket	40	10	50	3 rd quarter
Abia	Ubani	78	72	150	3 rd quarter
	Nkporo	153	167	320	3 rd quarter
	Aba North	69	42	111	3 rd quarter
	Umuobiala	125	225	350	4 th quarter
Imo	Owerri North	191	100	291	3 rd quarter
	Nkanu	33	34	67	4 th quarter
	Ehime Mbano	350	72	422	4 th quarter
Anambra	Awka	240	39	279	4 th quarter
	Nimo	66	163	229	4 th quarter
Enugu	Igbo-Ano	52	10	62	4 th quarter
	Nsukka	132	45	177	4 th quarter
Ebonyi	Abakaliki	358	99	457	4 th quarter
Total		3233	2179	5412	

IR 12.2.5: Number of technologies introduced

This is a count of how many agricultural technologies were made available to farmers, agribusiness enterprises, and producer associations by USAID-assisted partners. Agricultural technologies include any equipment, machinery, practice, inputs (such as seed) or methods used in the planting, cultivation, harvesting, sorting, processing/transforming, or packaging of agricultural commodities. Production technologies introduced by the Project include improved

CMD resistant cassava varieties, weed control methods with herbicides, seed management, rapid multiplication techniques, etc.

In addition to production technologies, the Project also introduced postharvest technologies, such as graters, mobile graters, chippers, presses, fryers, sieves/sifters, prime movers, rotary dryers, flash dryers, etc. Table 13 shows the number of items of postharvest machinery introduced to different groups and private sector investors since Project inception.

Table 13: Number of postharvest technologies provided to MPCs and SME groups and private investors in the Project area 2004 to date

Type of equipment /machinery	Abia	Akwa Ibom	Anambra	Bayelsa	Cross River	Delta	Ebonyi	Edo	Enugu	Imo	Rivers	Total
1. Grater	3	7	2		9	4	1		2	4		32
2. Combined chipper/grater	11	2		15	1	17		9			8	63
3. Presses	23	11	2	24	13	11	6		2	4	8	104
4. Fryers	10	12	4	19	10	8		9	4	8	8	92
5. Sieves/sifters	10	7	2	2	7	0		9			6	43
6. Hammer mill	3	3		0	0	0						6
7. Cabinet dryer						1						1
8. Rotary dryer	4	1		0	1	3		3			1	13
9. Flash dryer	2	3		0	2	2		4				13
10. Prime movers	12	8	2	0	13	6			4	4	1	50
11. Alternator	1										1	2
12. Hydraulic jack	14	6	2	26	11	2				8	8	77
13. Mobile grater	10	10	10	10	10	10	10	10	10		10	100
Total	103	70	24	96	77	64	17	44	22	28	51	596

IR 12.3: Increased commercial viability of micro-, small, and medium enterprises

IR 12.3.1: Enterprises benefiting from BDS

In the year ending September 2006, a total of **463** enterprises are presently benefiting from business development services under the CEDP. The quarter-by-quarter progress of cassava enterprise development in the various States is summarized in Table 14. This shows a seven times increase from the number (64) assisted last year ending September 2005. In the recent two quarters of 2006, assistance was provided to mobile grater entrepreneurs as well as for privately owned micro-processing and small/medium-scale enterprises.

Table 14: Summary of number and type of enterprises supported by CEDP in the 11 States of South East/South-South, Nigeria, 2004 to date

Quarter	June 2004 - Sept 2005		Oct - Dec 2005		Jan - Mar 2006		Apr - Jun 2006			Jul - Sept 2006		
	MPC	SME	MPCs	SMEs	MPC	SME	MGE	MPC	SME	MGE	MPC	SME
Abia	7	1	5	1	12	1	10	18	2	20	24	8
A. Ibom	7	1	5	1	12	1	10	14	1	20	20	4
Anambra	0	0	5	0	0	0	10	3	0	20	6	2
Bayelsa	7	0	7	0	7	1	10	18	0	20	24	0
C. River	7	0	1	1	8	0	10	14	1	20	30	9
Delta	6	1	5	0	6	1	10	11	1	20	26	2
Ebonyi	0	0	5	0	0	0	10	3		20	6	0
Edo	10	0	3	1	13	4	10	18	1	20	37	6
Enugu	0	0	4	0	0	0	10	8	0	20	12	0
Imo	5	0	0	0	5	0	10	8	0	20	15	0
Rivers	13	0	0	2	13	3	10	9	3	20	9	3
Total	62	3	40	5	82	5	110	124	9	220	209	34

Table 15 presents the stages of development in the various CEDP States for different types of cassava processing enterprises. The stages include construction (advisory) or fabrication of machinery (in the case of mobile graters), as well as those where machinery is installed (or distributed to beneficiaries, in the case of mobile grater enterprises) and the number that are functional.

Table 15: Distribution of cassava processing enterprises by status of development in the CEDP States, Sept 2006

Type	Mobile Grater Enterprises			Micro-Processing Centers			Small/Medium-scale Enterprises			Total
	Construction	Distributed	Functional	Construction	Installation	Functional	Construction	Installation	Functional	
Abia	10	0	10	8	8	8	0	4	4	52
Akwa Ibom	10	10	0	6	5	9	0	3	1	44
Anambra	10	10	0	4	2	0	2	0	0	28
Bayelsa	10	2	8	3	0	21	0	0	0	44
Cross River	10	10	0	13	4	13	6	2	1	59
Delta	10	7	3	7	10	9	0	1	1	48
Ebonyi	10	10	0	2	2	2	0	0	0	26
Edo	10	3	7	9	8	20	0	4	2	63
Enugu	10	10	0	7	3	2	0	0	0	32
Imo	10	10	0	7	7	1	0	0	0	35
Rivers	10	9	1	2	4	3	3	0	0	32
Total	110	81	29	68	52	88	11	14	9	463

Output 12.3.1.1: Number of Business Development Support trainings

Business Development Support (BDS) includes product development, information, and advice on building construction, machinery installation, and enterprise trainings. The trainings include the following: Starting a new Cassava Business, Enterprise Management, Book and Record Keeping and Marketing, Equipment and General Factory Maintenance and Hygiene, Product Diversification and Development.

To further enhance the viability of the cassava processing enterprises and factories, enterprise and postharvest trainings were undertaken in the past 3 months. Enterprise development trainings were conducted for 28 micro-processing and mobile grater enterprises in Abia, Akwa Ibom, Bayelsa, Delta, Edo, and Imo States. The EU-funded MPP6 project also sought the support of CEDP in the training of beneficiaries of micro-processing centers in Edo State.

In the last quarter, a total of **647** persons (350 men and 297 women) were trained (Table 16). The training on Enterprise Management was done to provide entrepreneurs of processing centers with the basic knowledge of business management, marketing strategies, and record keeping which is pivotal to business success. At the end of the training, two hardcover notebooks were given to each center for daily record keeping and cash transactions.

For the year ending September 2006, a total of **143** business development and support trainings were conducted by the CEDP for beneficiaries of cassava enterprises in the 11 States of the Niger Delta Region. Total number of participants at the training was 2803 made up of 1192 males and 1611 females. The distribution by location and dates of the trainings are shown in Table 17 below. For further information, see Annexes 4 and 5.

Table 16: Number of BDS trainings and participants in the last quarter

Name of Group	No. of participants		
	Male	Female	Total
Delta	19	15	34
Edo	196	138	331
Imo	15	16	31
Abia	4	6	10
Akwa Ibom	92	97	189
Bayelsa	22	3	25
Total	350	297	647

Table 17: BDS trainings for the year 2005/2006

STATE	No. of participants		
	Male	Female	Total
Delta	31	250	281
Edo	368	263	631
Imo	28	187	215
Abia	25	57	82
Akwa Ibom	339	395	734
Cross River	146	251	397
Bayelsa	150	116	266
Rivers	52	50	102
Ebonyi	40	42	82
Enugu	13		13
Total Training 2006 = 143	1192	1611	2803

Training on postharvest processing and product diversification continued in all the States in the Project area. Table 18 provides detailed data of the number of participants at this training (Tables 18a and 18b). For further information, see Annexes 6, 7, and Figure 4.

Table 18a: Post-harvest trainings: cassava processing and utilization

State	Adult males	Adult females	Youths (male & female)	Total
Abia	159	185	176	520
Akwa Ibom	282	428	158	868
Bayelsa	90	343	185	618
Cross River	64	412		476
Delta	150	169	177	496
Rivers	114	189	71	374
Enugu	175	121	29	325
Ebonyi	101	146	102	349
Anambra	88	150	87	325
Imo	31	293	142	466
Edo	84	249	57	390
Grand total	1338	2685	1184	5207

Table 18b: Number of BDS trainings & participants

	States	Location/LGA	Name of Group	Male	Female	Total
Train the trainer on cassava utilization (11-13 Jan 2006; 1-3 Feb 2006)	Akwa Ibom, Anambra, Rivers, Cross River, Abia	IITA Ibadan IITA Onne	Women in Agriculture	-	28	28
Workshop on Equipment fabrication and maintenance: 25-27 January, 2006	Cross River	Library Complex, Calabar	Fabricators drawn from the 11 States of the Project area and resource persons drawn from all over Nigeria	103	6	109
Training Workshop with IMO women processors, 7-10 March 2006	Imo	Local Empowerment and Environmental Management Project (LEEMP) of the Imo State Project Support Unit	Cassava processors, caterers and bakers in 4 LGAs: Orsu (186), Ezinihitte Mbaise (135), Aboh Mbaise (183) and Obowo (99)	-	603	603
Training on cassava processing, utilization & machine operation, 19-22 March 2006	Cross River	IITA Onne	Cassava processors and operators from Godilogo farm, Obudu, Cross River	1	4	5
Training on odorless <i>fufu</i> flour production, 1-3 April 2006	Cross River	Kobi Farms, Akpabuyo	MPC operators	2	1	3
Training on HQCF/odorless <i>fufu</i> flour production & machine requirements, 11-12 April 2006	Rivers	Obiwali Cultural Centre, PortHarcourt/IITA Onne Processing Center	Cassava processors, investors and machine operators	80	53	133

Workshop on design and fabrication of rotary dryer, 29 May – 3 June 2006	Enugu	Scientific Equipment Development Institute (SEDI), Enugu	Fabricators in Niger Delta, Kwara, Osun, relevant Federal Research Institutes (FIIRO, NCAM, PRODA, SEDI, SMEDAN)	48	2	50
Training for AGIP Staff, 22-24 June 2006	Rivers	IITA, Ibadan	Staff of Green River Project of AGIP, Rivers State/ Food for All International (FFAI)	3	1	4
Operator and production of odorless <i>fufu</i> flour, 23-25 June 2006	Delta	Obinombia, Obiaruku, Delta State	SME operators	1	5	6
Fabricators' meeting on flash dryer design, IITA, Ibadan, 2 - 7 July 2006	Project States	IITA, Ibadan	Fabricators from 14 States, relevant Federal Research Institutes (FIIRO, NCAM, PRODA, SEDI, SMEDAN, NSPRI), UNIPORT, FUTO, FUT Minna, UI)	35	2	37
Machine Operation/Maintenance Training, 2-4 August 2006	Rivers	IITA, Onne	MPC operator from Edo State	-	1	1
Machine operation/maintenance training, 24-25 August 2006	Bayelsa	Obogoro, Elemebiri, Nedugo, and Biseni	MPC operators	6	2	8
	Total			279	708	987

GROUP PHOTOGRAPH AT NEDUGO



TRAINING ON PROPER MACHINE HANDLING

GRATING DEMONSTRATION AT NEDUGO



MACHINE OPERATION/ ADJUSTMENT AT OBOGORO

Figure 4: Operators learning equipment operation and maintenance, Bayelsa State.

Community Analysis

Community analysis is a project implementation tool that is used to assess the local acceptance of CEDP interventions, especially SMEs, by a community. At the same time, this exercise enables the project to identify/analyze constraints and opportunities with respect to cassava production, processing, and marketing in the proposed sites. Seven community analyses were conducted in 5 States (Abia, Bayelsa, Edo, and Rivers) between October 2005 - September 2006. Amongst these, only one was carried in this quarter (July-September 2006; Table 19). A total of 265 participants (43 men, 152 women and more than 44 youths) were involved. This analysis enabled stakeholders to determine their needs and priorities. Most of the entrepreneurs have already commenced construction of the SMEs following positive results from the community analysis in the LGA.

Table19: Participants in the community analysis held in 4 States of the Niger Delta

State	Location/LGA	Name of enterprise	Male	Female	Youths	Total
Abia	Umuahia	Kaka Enterprises	19	21	-	40
Akwa Ibom	Ishiet/Onna	Growing Business Foundation	29	46	29	
Bayelsa	Emeyal II/Ogbia	Etoke Nigeria Enterprises	6	61	13	80
Edo	Inhinwinrin/Ikpoba-Okha	Vessa Foods	26	6	6	39
Rivers	Isiokpo/Ikwerre	Asto Global Resources	17	64	25	106
	Elele/Etche	Nwanuole Enterprises	80	120	20	200
Grand total			177	318	93	465

Output 12.3.1.2: Assistance to agribusiness firms

In the last quarter, farmers were linked to sources of inputs, particularly improved CMD resistant cassava stems, especially in Enugu and Ebonyi States. The transactions for a total of 1234 bundles of 1 m stems was valued at ₦370,000.00. This is presented in Table 20 below:

Table 20: Linkages to sources of CMD varieties in Enugu and Ebonyi States

Seller	Address	Buyer/Destination	Qty of bundles	Amt
Goddy Oyimadu	Akpuoga Nike	Chukwudi Emenike	20	7000
	Akpuoga Nike	Charles Ezeoha, Mpu, Aninri	20	7000
	Akpuoga Nike	Enugu	6	2000
Ngozi Okorie	Owutu Edda	Chief Udah, Idiba Ibii LGA, c/R state	800	240,000
	Owutu Edda	Madu Leo, Amasiri	12	3600
Ngozi Chi Okorie	Owutu Edda	Edda	16	4800
Frank Odua	Ogbaru, Anambra State	Chief Ugomentus, Adani	200	60,000
Innocent Nwanna	Ojinator Oji-River	Prof Asiegbu	20	6000
Innocent Nwanna	Ojinator	Nnadozie Ako	40	10,000
Fidelis Nwabunie	Adani	Ugomentus	100	30,000
		Total	1234	370,400

In the April to June quarter, the Project had also assisted large-scale farmers in Akwa Ibom Cross River, Delta, and Edo States with 3.54 million cassava cuttings valued at nearly ₦4million. Also, for the year ending September 2006, 918 farmers were linked to sources of input at the beginning of the farming season (in the April to June quarter). These were improved cassava planting materials, fertilizers, knapsacks, and herbicides. The recommended sources were Syngenta, Dizengoff, and Jubail for herbicides, C-Zard for CP£ and CP15 spraying tanks, Honda and Agrochin for field slashers and chain saws, private and State agencies for fertilizers and cluster farmers for improved CMD varieties.

Establishment of weed control groups

The year ending September 2006 saw the establishment of weed control groups in the CEDP States. In order to support rural farmers in improving their yields and reducing costs related to weeding in the cassava enterprise, the CEDP assisted 176 youths to form groups and provide chemical weed control services in the CEDP States. These youths also made some income from this enterprise from farmers in the respective communities. The location and distribution

of the weed control groups are presented in table 21 below. Each group, working as a small cooperative, will offer services to farmers in their domain.

Table 21: Locations and number of weed control groups formed in seven States

State	Location	No. of youths	Contact address
Edo	Ubiaja	6	FDA, Ubiaja 08050620379
	Agenebode	10	Leventis 08058050410
	Obayantor	10	Owena Basin 08038473559
	Afuze	10	Friday Farms
Rivers	Isiokpo	10	c/o Vincent Nwafor
	Omuma	10	Leo Nwokogba 08039496585
	Dere	10	Monday Gboro 08068420041
Cross River	Obubra	10	HOD Agric Mr Osaji 08024684579
	Obanliku	10	c/o Godilogo farms 08052269882
	Obudu	10	c/o Godilogo farms 08052269882
Akwa Ibom	Uyo	10	Michael Akpan c/o 08023150560
	Ikot Ekpene	10	Ukeme Udoh c/o 08023150560
	Eket	10	Ussen Udofia c/o 08023150560
Abia	Ubani Ibeku	5	c/o Cassava Growers 08035215547
	Nkporo	5	c/o Cassava Growers 08035215547
	Aba	5	c/o Cassava Growers 08035215547
Imo	Owerri north	5	LGA Chairman 08033473485
Delta	Abraka	10	Abraka Farms 08035068976
	Edjekorta	10	Drena Farms 08038976157
	Onicha Olona	10	Olona Ranch 08034523184
Total	20	176	

The primary problems facing this enterprise in the rural areas, where the groups are resident, are poor access to herbicides, the spread of adulterated herbicides, and insufficient awareness at the farmers' level. In collaboration with Syngenta, a better retailing network for herbicides was set up to satisfy the demands from the groups. Several other private organizations also supported the youth groups by donating spraying knapsack tanks.

IR 12.3.2: Sustainable Producer Associations

A survey to ascertain the sustainability of cassava processor groups assisted by the CEDP was concluded in the last quarter. About 50 of these groups were interviewed on five major criteria. Table 22 shows the various criteria used to assess the sustainability of the groups.

Table 22 Sustainability of CEDP-assisted groups by criteria

Criteria	Variable	Percentage
1. Registered group	Yes	74
2. Change in membership	Increased	72
	Decreased	12
	No change	16
3. Held scheduled meetings	Fewer than scheduled	48
	Exactly as scheduled	48
	More than scheduled	4
4. Keep records of meetings (minutes)	Yes	76
5. Operate bank accounts	Yes	36

About 74% of the groups are registered, with the earliest groups being registered in 1990. The remaining 26% were not registered groups. It is anticipated that there would have been a change in membership of the groups with CEDP assistance. There was an increase in the membership after CEDP intervention in 72% of the groups; there was no change in membership in 16%, and a decrease in 12%. Groups are expected to hold meetings, which are scheduled periodically and known to all members. About 48% of the groups did not hold all their scheduled meetings over the period of one year. Another 48% held all their meetings as scheduled, while 4% held more than their scheduled meetings. About 76% of the groups kept records of their meetings but unfortunately only 36% of these groups kept formal bank accounts.

III. Problems and Opportunities

1. The low capacity of fabricators to produce processing machines on demand still lingers as a problem.
2. Internal group disagreements persist, especially with the management of the micro-processing centers.
3. Youth and political problems are still a problem in the Project region.
4. The current increase in fuel prices, especially that of diesel, may increase production costs, especially at the SME level.

IV. Success Stories

The Project accomplished a series of successes during the first 3 quarters of the year, and these include:

- Launching of the publication on the standards for cassava products and guidelines for export, held in Abuja on 7 March 2006. This function attracted about 5 Ministers and several dignitaries, including the Minister of Agriculture (representing the President), the Minister of Commerce, and the Director, Nigeria Export Promotion Council.
- The Widow's Mite Processing Center in Abak, Akwa Ibom State, has been one of the most successful and compassionate enterprises supported by CEDP. The center was established to improve the livelihoods of widows, and practices an integrated system. This comprises a large cassava farm, a processing center and a bakery that uses cassava flour produced by the center for making bread. This is in line with President Obasanjo's policy on 10% cassava flour in bread making. It currently employs 35 staff, most of them are widows and youths.

The Deputy Mission Director, USAID visited the center in February 2006 and congratulated the proprietor, Mrs Cecilia Ekpeyong, on the tremendous contributions she has made to society, and that Mrs Ekpeyong is a God-send.

- The capacity building and training component of CEDP yielded fruitful results when Elder Monday Chigbo of Abia State started producing odorless *fufu* flour after attending one of our trainings in 2005. He produces up to 50kg/week and makes a profit of N14,000/month. In his analysis he further appreciated the fact that odorless *fufu* flour can feed more people than *gari*. Detailed reports, including photographs of all the above success stories could be found in the 2nd and 3rd Quarterly Reports.

For the current quarter (July - September 2006), the key success story is the submission of 12 more improved CMD resistant varieties for release to the Nigerian Government. This is in addition to the five varieties released last year. The importance of this achievement is that the USAID-SPDC partnership has speeded up the release of 17 new varieties within 3 years. It took IITA up to 20 years to release the same number in the past. Full details of this accomplishment is given on page 18.

V. Next Annual and Quarterly Results and Related Tasks

12 months Project Implementation Plan (October 2006-September 2007)

A detailed 12 months Project Implementation Plan (PIP) for the activities and tasks of 2006/7 including a descriptive version and a quarterly budget are available. A summary of this agenda is given below:

- Plan, introduce, and establish varieties for expanded community demonstration plots of 12 newly improved CMD-resistant varieties in 10 local governments per State per year.
- Monitor the health status of plants at multiplication sites and promote quality control of planting material to ensure disease incidence does not exceed 10%. In addition, conduct survey of pest and disease status in randomly selected farmers fields in each State.
- Characterize CMD and yellow root varieties (43 in all) for food, feed, and industrial applications.
- Provide training for out-growers, producers associations, extension agents and NGOs in rapid multiplication techniques and nursery management using of participatory approach.
- Produce 2 audio-visual training tapes in cassava production and 2 radio programs to publicize newly developed cassava cultivars and sources of high quality planting materials in each of the States.
- Introduce and facilitate pilot power tiller and tractor hiring services, herbicide and fertilizer use, and access to credit for farmers in project States.
- Improve crop yield by applying appropriate types and doses of fertilizer, and using other sustainable land management practices such as legume-based cropping.
- Train farmers (8000) on competitive cassava production techniques, provide extension support materials, conduct awareness campaign, and support at least 500 cooperatives.
- Identify and facilitate the rehabilitation and/or establishment of at least 250 community-based cassava businesses in CEDP States.
- Introduce at least five new recipes/products and conduct on-farm training on hygiene, environmental damage mitigation, product diversification, and enterprise development.
- Facilitate the development of feasibility and business plans and actually assess the profitability and viability of all processing centers.

- Initiate market information radio broadcasts, search for partners, update project website, and develop a success story and impact page.
- Conduct community analyses prior to introducing any major intervention, exhibitions, commission newly established processing centers, and disseminate processing information.
- Stimulate and promote advocacy for strategic policies to enhance competitiveness, commercialization, and trade.
- Collect and publish detailed baseline information in target States.
- Monitor and evaluate impact of Project activities on rural incomes, and employment, including factors responsible for the adoption of cassava production.

Annex 1: Income from cassava-based products in functional mobile grater enterprises micro-processing and small/medium enterprises

INCOME AND EMPLOYMENT DATA SHEET								
Mobile Grater Enterprises								
States	S/No	LGA	Community	Group Name	Date MPC commenced processing	Previous cumulative	Current quarter July - Sept 2006	Cumulative income to date
Abia	1	Arochukwu	Utughugwu	Ebere Chima Ruth*	16/09/06	0	540	540
	2	Ohafia	Amuma	Mrs Nwannediya Udo Kalu*	03/08/06	0	8280	8280
	3	Bende	Amaokwe	Kenneth Ogbonnaya*	14/08/06	0	30310	30310
	4	Ikuwano	Ariam-Alala	Lemmy Odoemela*	01/09/06	0	12900	12900
	5	Isiala Ngwa N	Amaoji	Mrs Esther Nwaozur*	11/09/06	0	1150	1150
	6	Isiala Ngwa S	Mgbokonta	Roselie Chigbu*	11/09/06	0	3080	3080
	7	Obingwa	Ossa-Ukwu	Elder Monday Chigbu*	11/09/06	0	19050	19050
	8	Obingwa	Owo Ahia-afor	Ugoeze Rebecca Emelogu*	01/09/06	0	4140	4140
	9	Ukwa west	Umuaburu Ogwe Asa	Nkechi Adindu*	01/09/06	0	1530	1530
	10	Ukwa east	Ohambele	Nnah Joy Onyekachi*	01/09/06	0	6460	6460
Bayelsa	11	S-Ijaw	Olugbobiri	Kilos multipurpose Coop society*	01/08/06	0	8030	8030
	12	S-Ijaw	Kassama	Azama Youth Progressive Union*	01/08/06	0	46470	46470
	13	S-Ijaw	Igebiri	Doufe Group*	01/08/06	0	17140	17140
	14	Sagbama Toru-orua	Egbopuloama	Greater Evangelism World Crusade *	01/08/06	0	37140	37140
	15	Yenagoa Kalaba	Akaba		01/08/06	0	19590	19590
	16	Yenagoa Kalaba	Yenaka	Abeki's Ogbodianimovu*	01/08/06	0	21970	21970
	17	Yenagoa Kalaba	Bumoundi-g	Bolouwenimo-ogbo*	01/08/06	0	26620	26620
	18	S-Ijaw	Amasoma		01/08/06	0	7800	7800
Delta	19	Isoko North	Ellu	Mrs J. Orome*	01/09/06	0	3600	3600
	20		Orie village	Mrs G. Egbeme*	01/09/06	0	900	900
	21	Sapele	Okuodede	Mrs G. Asiughwe*	01/09/06	0	4500	4500
Edo	22	Ikpoba-Okha	Ugbeze Village	Mrs Janet Edoigiawere *	01/09/06	0	200	200
	23	Ovia South	Ofumwengbe Vill	Mrs Maria Enoma *	01/09/06	0	400	400
	24	Esan West	Ogbesan Village	Erinmwingbovo Philips*	01/09/06	0	440	440
	25	Ikpoba Okha	Ihinwinrin	Mrs B. Ogedengbe*	04/09/06	0	8500	8500
	26	Etsako West	Iyanmo Village	Musah Aighufue*	07/06/06	0	5610	5610
	27	Etsako West	Igbei Village	Imhomoh Mustafa*	03/09/06	0	4110	4110
	28	Owan East	Ihievbe	Hajia (Mrs) Zinat Shaka*	10/08/06	0	5040	5040

INCOME AND EMPLOYMENT DATA SHEET								
Mobile Grater Enterprises								
States	S/No	LGA	Community	Group Name	Date MPC commenced processing	Previous cumulative	Current quarter July - Sept 2006	Cumulative income to date
Rivers	29	ONELGA	Obeti	Egi Women Farmers Association	08/08/ 06	0	2300	2300
				Sub total			307800	307800
Micro-Processing Centers								
Abia	30	Umuahia North	Uhabiri Ossah	Udochia Women	14/08/05	127670	30790	158460
	31	Umuahia South	Umuabali	Imebuogu Umuabali	23/02/06	46160	27020	73180
	32	Umuahia North	Ubani Ibeku	Udokanma Women	11/02/05	151390	24529	175919
	33	Ohafia	Agboji Abriba	Akoli Agboji Abriba FMCS	05/06	79150	32965	112115
	34	Osioma Ngwa	Osioma	Ihunanya Umunwaogu Women	12/07/05	32990	36520	69510
	35	Isiala Ngwa	Amaoji	Idinaotu Women Group	20/10/05	23720	20560	44280
	36	Umuahia South	Ohiya	Chimezie Ohiya Multipurpose	15/06/06	850	29140	29990
	37	Bende	Ugwueke Alayi	Women of Light and Shield Ministry	08/03/06	0	3780	3780
Akwa Ibom	38	Nsit Ubium	Ikot Eyo	Ikot Eyo Farmers Multipurpose	06/03/05	29105	40862	69967
	39	Mkpat-Enin	Ikot obi-onso	Nkaima Women Assoc.	16/06/05	44135	8430	52565
	40	Ibesikpo	Okop Ndua Erong	Okop Ndua Erong Famers*	09/06/06	14180	8070	22250
	41	Nsit Ubium	Afia nsit Udua Nko	Afia Nsit Udua Nko Women MCS	06/06/06	8090	1960	10050
	42	Eket	Eket:	Real Makers*	09/06	0	60600	60600
	43	Uruan	Mbiaya Uruan	Nka Uforo Iban Multipurpose Coop*	09/06	0	980	980
	44	Itu	Aka Itam	Heritage Care*	06/06	66405	5130	71535
	45	Okobo	Okopedi-Okobo	Okopedi-Okobo CWO MCS. *	09/06	0	3660	3660
	46	Etinan	Awa Ntong	Ana Ntong Women Devt Coop*	09/06	0	780	780
Bayelsa	47	Ogbia	Elebele	Abaiayari Elebele Farmers	26/08/05	145520	74902	220422
	48	Sagbama	Sagbama	Adausi Farmers Coop Society	09/02/05	41600	31160	72760
	49	Yenogoa	Agbia-Nedugo	Kemebigha Cassava farmers	09/05/05	10260	8700	18960
	50	Yenogoa	Ogbogoro	Esuvie Cassava Farmers Assoc	24/08/05	38593	43080	81673
	51	Ogbia	Anyama	Anyama Cassava Farmers Group	24/08/05	17150	30320	47470
	52	Brass	Brass	Brass Farmers Cooperative Society	12/09/05	2510	4600	7110
	53	Nembe	Alagoa Tereke	Tereke Coop Society	20/09/05	11610	8670	20280
	54	Yenogoa	Azikoro	Ovievie Farmers Coop Society	17/02/06	105330	10950	116280
	55	Sagbama	Elemebiri	Ebiakpo Farmers Coop Soc	16/02/06	33770	17010	50780

INCOME AND EMPLOYMENT DATA SHEET								
States	S/No	LGA	Community	Group Name	Date MPC commenced processing	Previous cumulative	Current quarter July - Sept 2006	Cumulative income to date
	56	Ogbia	Otuokpoti	Cassava Devt Coop Assoc	15/02/06	8330	25520	33850
	57	Yenogoa	Biseni	Blessed Women Coop Soc. Ltd	16/02/06	30395	36850	67245
	58	Ogbia	Yiba-ama	Benson Iniekemi	09/06	0	10630	10630
	59	Ogbia	Otuasega	Walson Smart	09/06	0	7880	7880
	60	Ogbia	Emeyal 11	Fubara Igbo*	09/06	0	4350	4350
	61	Yenagoa	Ogu	Oyi Patrick*	09/06	0	33090	33090
	62	Yenagoa	Kalaba	Samuel-Ejor and Co.*	09/06	0	44520	44520
	63	Sagbama	Ebedebiri	Dogo Akemiefafa*	09/06	0	31410	31410
	64	Sagbama	Toru-orua	Tamarankuro Fielade*	09/06	0	38030	38030
	65	Kolokuma	Orubiri	Hamlet Enterprise*	09/06	0	36760	36760
	66	S-Ijaw	Azama	Ayibabie Odibura*	09/06	0	57850	57850
	67	S-Ijaw	Oporoma	Daniel Enterprise*	09/06	0	35580	35580
Cross River	68	Odukpani	Okurikang	Okurikang Women Multipurpose	10/01/05	163185	193800	356985
	69	Obubra	Iyamoyong	Idioka Iyamoyong Cassava Producer	07/12/05	445490	97820	543310
	70	Boki	Kanyang	Kanyang Women Assoc.	15/12/05	106370	17790	124160
	71	Boki	Bamba	Bamba women Assoc.	15/12/05	65270	14350	79620
	72	Bekwarra	Upkah	Abua-Aluka Women Assoc.	12/03/05	145330	24540	169870
	73	Yala	Okpoma	Okpoma women Coop Society	23/08/05	25440	0	25440
	74	Akpabuyo	Kobi Farms	Koby Multipurpose Coop Society	27/08/05	330030	126100	456130
	75	Ikrom	Okuni	Kesimakpa Cassava Coop Society	06/06	3900	15420	19320
	76	Biase	Ehom	Ehom Farmers Group	05/11/05	21000	0	21000
	77	Odukpani	Akpa Okoyong	Akpa Women Group	05/11/05	17920	0	17920
	78	Abi	Itigidi	Itigidi Women Multipurpose Coop	06/06	6060	12780	18840
	79	Akampa	Okarara		06/06	15020	19040	34060
	80	Yala	Ipollo		06/06	8050	10230	18280
Delta	81	Isoko North	Otor Iyede	Ewoma Iyede Women's Farmers	12/05/05	133602	9250	142852
	82	Isoko North	Ozoro	Happy Ladies Multipurpose	06/01/06	59087	28300	87387
	83	Ndakwa West	Obetim Uno	Otu onye Lu Olie Coop Society	02/01/06	2300	1880	4180
	84	Bomadi	Bomadi	Meiyekeremogbo Erebo Assoc.	25/2/06	2250	20640	22890
	85	Ethiophe East	Kokori Inland	Sio Cooperative society Ltd	02/09/06	2850	7910	10760
	86	Ika South	Abavo	Udoka Coop Society	20/3/06	16565	19125	35690
	87	Ughelli North	Edjekota	Drena Farms	03/01/06	713092	252120	965212

INCOME AND EMPLOYMENT DATA SHEET								
States	S/No	LGA	Community	Group Name	Date MPC commenced processing	Previous cumulative	Current quarter July - Sept 2006	Cumulative income to date
	88	Sapele	Ekwoke-Elume	Akuomagbe Cooperative Society	31/05/06	1950	37815	39765
	89	Bomadi	Kpakama	Ebiogbo CAMS		71420	20640	92060
Ebonyi	90	Edda East	Owutu	Nga Coop Society	08/06	0	20000	20000
Edo	91	Orhionmwon	Ugbokoniro	Eguasco Nig. Ltd		0	26000	26000
	92	Egor	Egor	Ugbowor	30/06/06	0	975000	975000
	93	Etsako West	Auchi	Ozemoya	25/07/06	0	85000	85000
	94	Esan South	Amendokhia, Uromi	Rado Global Farms Ltd	07/06	0	1512500	1512500
	95	Esan West	Warake	Ehize Enterprises	09/06	0	5820	5820
	96	Etsako Centra	Fugar	Frantina Cassava products*	01/09/06	0	12000	12000
	97	Ikpoba-Okha	Igboekpen	Skyline MCS (Elder Mene) *	09/06	0	4000	4000
	98	Egor	Igue Iheya	Ephraim Obaze Mill*	09/06	0	3750	3750
	99	Orhionmwon	Ikobi Village	Billi Ehigie Mill*	09/06	0	6000	6000
	100	Orhionmwon	Ugo Village	David Enabulele Mill*	09/06	0	7050	7050
	101	Ikpoba Okha	Ugbegu Village	Okonedo Iroghoma Mill*	09/06	0	6020	6020
	102	Ikpoba-Okha	Igboekpen	Victor Okhala Mill*	09/06	0	5780	5780
	103	Ovia South	Ekiadolor	Osagie Farms Mill*	09/06	0	12000	12000
	104	Ikpoba-Okha	Igboekpen	Godwin Omorogie Mill*	09/06	0	4140	4140
	105	Owan	Evbiamen	Evbiamen Community Coop Soc.	09/06	0	6000	6000
	106	Etsako East	Udochie	Udochie Community Coop Soc.	09/06	0	7500	7500
	107	Esan South-East	Idumoza	Idumoza Community Coop Soc.	09/06	0	6300	6300
	108	Esan South-East	Idumoniha	Idumoniha Cassava Mill Group	09/06	0	8375	8375
	109	Egor	Iguikpe	Iguikpe Community Coop Soc	09/06	0	12000	12000
	110	Oredo	Evboudia	Evboudia Community Coop Soc.	09/06	0	8730	8730
Enugu	111	Enugu North	Akpuoga Nike	Gonik Cassava Processing Ltd	08/06	0	50000	50000
	112	Uzo-uwani	Adani	Adani Women Coop Soc.	08/06	0	28000	28000
Imo	113	Mgbuisi Umuokanne	Ohaji/Egbema	NAFAN Cooperative Society Ltd	01/07/06	0	9890	9890
Rivers	114	Eleme	Ebubu	Nyemar Enterprises	03/12/05	36760	0	36760
	115	Tai	Kpite Tai	Kporaks Kpite MCS Ltd	07/06	0	257400	257400
	116	Gokana	Kigbara Dere	K Dere Farmers Union Coop	09/06	0	760	760
	117	Tai	Ban Ogoi	Gba Nkporo Ban Ogoi FCS	09/06	0	5400	5400
				Sub total		3461854	4942603	8404457

INCOME AND EMPLOYMENT DATA SHEET								
States	S/No	LGA	Community	Group Name	Date MPC commenced processing	Previous cumulative	Current quarter July - Sept 2006	Cumulative income to date
Small/Medium-Scale Enterprises								
Abia	118	Umuahia South	Old Umuahia	Aquada Division	23/02/06	274420	0	274420
	119	Ukwa West	Umuekechi	Asa North Women Coop Society	28/04/05	383580	0	383580
	120	Arochukwu	Achara-Ihechiowa	MONA'S Bakery	27/07/06	0	3518450	3518450
	121	Umuahia North	Umuahia	Kaka Bakery, Mission Rd	01/08/06	0	107239	107239
Akwa Ibom	122	Abak	Ikot Etuk Udo	Widow's Mite Integrated Assoc.	06/05/05	658000	5411060	6069060
	123	Obubra	Obubra	Miragate Enterprises	20/06/06	420000	0	420000
Edo	124	Ikpoba Okha	Benin	Vessa Cassava International Ltd	01/03/06	18400000	30800000	49200000
	125	Benin	Benin	Dela Foods	30/06/06	0	30/06/06	1493000
Delta	126	Ugheli North	Ughelli	Jopat Nig. Ltd	01/06/06	0	1207000	1207000
				Sub total		20136000	42536749	62672749
				Total		23597854	47787152	71385006

* Started production in the current quarter. MGE = Mobile Grater Enterprise; MPC = Micro Processing Centres; SME = Small/Medium-Scale Enterprise

Annex 2: Persons employed in each processing center

Jobs created in cassava enterprises											
S/N	States	LGA	Community	MPC/S ME	Group Name	Date MPC commenced processing	Employment				
							Total	M	F	No. Youth	No. Casuals
Mobile Grater Enterprise											
1	Abia	Arochukwu	Utughugwu	MGE	Ebere Chima Ruth	16/09/06	2	1	1		
2		Ohafia	Amuma	MGE	Mrs Nwannediya Udo Kalu	03/08/06	2	1	1	1	
3		Bende	Amaokwe	MGE	Kenneth Ogbonnaya	14/08/06	2	2		16	
4		Ikwano	Ariam-Alala	MGE	Lemmy Odoemela	01/09/06	3	2	1	1	
5		Isiala Ngwa N	Amaoji	MGE	Mrs Esther Nwauzor	11/09/06	2	1	1		
6		Isiala Ngwa S	Mgbokonta	MGE	Roselie Chigbu	11/09/06	3	2	1	1	
7		Obingwa	Ossa-Ukwu	MGE	Elder Monday Chigbu	11/09/06	4	2	2	2	
8		Obingwa	Owo Ahia-afor	MGE	Ugoeze Rebecca Emelogu	01/09/06	2		2	1	
9		Ukwa West	Umuaburu Ogwe Asa	MGE	Nkechi Adindu	01/09/06	2	1	1	1	
10		Ukwa East	Ohambele	MGE	Nnah Joy Onyekachi	01/09/06	2	1	1	1	
11	Bayelsa	S-Ijaw	Olugbobiri	MGE	Kilos Multipurpose Coop Society	01/09/06	7	5	2	6	
12		S-Ijaw	Kassama	MGE	Azama Youth Progressive Union	01/09/06	10	8	2	10	
13		S-Ijaw	Igeibiri	MGE	Doufe Group	01/09/06	10	6	4	9	
14		Sagbama Toru- oru	Egbopuloama	MGE	Greater Evangelism World Crusade Farmers Coop	01/09/06	37	9	28	25	
15		Yenagoa Kalaba	Akaba	MGE		01/09/06	9	6	3	9	
16		Yenagoa Kalaba	Yenaka	MGE	Abeki's Ogbodianimovu	01/09/06	10	6	4	8	
17		Yenagoa Kalaba	Bumoundi-g	MGE	Bolouwenimo-ogbo	01/09/06	15		8	7	
18		S/Ijaw	Amasoma	MGE		01/09/06	5	5	0	5	
19	Delta	Isoko North	Ellu	MGE	Mrs J. Orome	01/09/06	2	1	1		
20			Orie	MGE	Mrs G. Egbeme	01/09/06	2	1	1		
21		Sapele	Okuodede	MGE	Mrs G. Asiughwe	01/09/06	2	1	1		
22	Edo	Ikpoba-Okha	Ugbeze Village	MGE	Mrs Janet Edoigiawere	17/09/06	2	1		1	
23		Ovia South	Ofumwengbe Vill	MGE	Mrs Maria Enoma	19/09/06	2	1	1	2	
24		Esan West	Ogbesan Village	MGE	Erinmwingbovo Philips	10/09/06	2	2		1	
25		Ikpoba Okha	Ihinwinrin	MGE	Mrs B. Ogedengbe	04/09/06	2	1	1	1	
26		Etsako West	Iyanmo Village	MGE	Musah Aighufue	07/06	2	2		2	
27		Etsako West	Igbei Village	MGE	Imhomoh Mustafa	03/09/06	2	2		1	
28		Owan East	Ihievbe	MGE	Hajia (Mrs) Zinat shaka	10/08/06	2	1	1	1	
29	Rivers	Ikwerre	Igurunta	MGE	Ummunneoma Farmers Association	02/06/06	4	4			
30		Ahoada East	Ahoada	MGE	Uzodhu Youth Assn	02/06/06	5	5		5	
31		Gokana	K'Dere	MGE	Ogoni Youths Farmers Assn	02/06/06	7	7		7	

Jobs created in cassava enterprises											
S/N	States	LGA	Community	MPC/S ME	Group Name	Date MPC commenced processing	Employment				
							Total	M	F	No. Youth	No. Casuals
32		Omuma	Omuma	MGE	Omuma Green Youths	02/06/06	5	5		5	
33		Ikwerre	Isiokpo	MGE	Ikwerre Youth Farmers Assn	02/06/06	9	9		9	
34		Omuma	Eberi	MGE	Eberi Women Farmers Assn	02/06/06	7	1	6	1	
35		Omuma	Ofome	MGE	Ofome Youth Assn	02/06/06	6	6		6	
36		ONELGA	Obite	MGE	Egi Women Farmers Assn	02/06/06	9	1	8	1	
37		Etche	Chokocho	MGE	Chokocho Women Farmers Assn	02/06/06	5	1	4		
38		Etche	Okudi	MGE	Okudi Farmers Assn	02/06/06	7	2	5		
Micro-Processing Centers											
39	Abia	Umuahia North	Uhabiri Ossah	MPC	Udochia Women	14/08/05	2	1	1		
40		Umuahia South	Umuabali	MPC	Imebuogu Umuabali	23/2/06	2	1	1		
41		Umuahia North	Ubani Ibeku	MPC	Udokanma Women	11/02/05	2	1	1		
42		Ohafia	Agboji Abriba	MPC	Akoli Agboji Abriba FMCS	01/06/06	2	1	1		
43		Osisoma Ngwa	Osisoma	MPC	Ihunanya Umunwaogu Women	12/07/05	2	1	1		
44		Isiala Ngwa	Amaoji	MPC	Idinaotu Women Group	20/10/05	2	1	1		
45		Umuahia South	Ohiya	MPC	Chimezie Ohiya Multipurpose	15/06/06	6	3	3	2	
46		Bende	Ugwueke Alayi	MPC	Women of Light and Shield Ministry	08/03/06	4	3	1	2	
47	Akwa Ibom	Nsit Ubium	Ikot Eyo	MPC	Ikot Eyo Farmers Multipurpose	06/03/05	6	2	4		
48		Mkpat-Enin	Ikot obi-onso	MPC	Nkaima Women Assoc.	16/06/05	7	2	5		
49		Ibesikpo	Okop Ndua Erong	MPC	Okop Ndua Erong Famers Coop Soc.	01/06/06	3	1	2		
50		Nsit Ubium	Afia nsit Udua Nko	MPC	Afia Nsit Udua Nko Women Multi Coop Soc. Ltd	01/06/06	3	1	2		
51		Eket	Eket:	MPC	Real Makers	01/06/06	3	1	2		
52		Uruan	Mbiaya Uruan	MPC	Nka Uforo Iban Multipurpose Cooperative	01/08/06	3	1	2		
53		Itu	Aka Itam	MPC	Heritage Care	01/08/06	3	1	2		
54		Okobo	Okopedi-Okobo	MPC	Okopedi-Okobo CWO Multipurpose Coop	01/09/06	3	1	2		
55		Etinan	Awa Ntong	MPC	Ana Ntong Women Devt Coop	01/09/06	4	1	3		
56	Bayelsa	Ogbia	Elebele	MPC	Abaiayari Elebele Farmers	26/08/05	5	2	3	1	
57		Sagbama	Sagbama	MPC	Adausi Farmers Coop Society	09/02/05	8	2	6	1	
58		Yenogoa	Agbia-Nedugo	MPC	Kemebigha Cassava Farmers	09/05/05	3	1	2	1	
59		Yenogoa	Ogbogoro	MPC	Esuvie Cassava Farmers Assoc.	24/08/05	2	2		1	
60		Ogbia	Anyama	MPC	Anyama Cassava Farmers Group	02/03/06	1	1		1	
61		Brass	Brass	MPC	Brass Farmers Cooperative Society	12/09/05	1	1			
62		Nembe	Alagoa Tereke	MPC	Tereke Coop Society	20/9/05	3	2	1	2	

Jobs created in cassava enterprises											
S/N	States	LGA	Community	MPC/S ME	Group Name	Date MPC commenced processing	Employment				
							Total	M	F	No. Youth	No. Casuals
63		Yenogoa	Azikoro	MPC	Ovievie Farmers Coop Society	17/2/06	2	2		2	
64		Sagbama	Elemebiri	MPC	Ebiakpo Farmers Coop Soc.	16/2/06	1	1		1	
65		Ogbia	Otuokpoti	MPC	Cassava Devt Coop Assoc	15/2/06	3	2	1	2	
66		Yenogoa	Biseni	MPC	Blessed Women Coop Soc. Ltd	16/2/06	2	2		2	
67		Ogbia	Yiba-ama	MPC	Benson Iniekemi	01/08/06	2	2			
68		Ogbia	Otuasega	MPC	Walson Smart	01/08/06	1	1			
69		Ogbia	Emeyal 11	MPC	Fubara Igbo	01/08/06	1	1			
70		Yenogoa	Ogu	MPC	Oyi Patrick	01/08/06	1	1			
71		Yenogoa	Kalaba	MPC	Samuel-Ejor and Co.	01/08/06	4	2	2		
72		Sagbama	Ebedebiri	MPC	Dogo Akemiefa	01/08/06	1	1			
73		Sagbama	Toru-orua	MPC	Tamarankuro Fielade	01/08/06	1	1			
74		Kolokuma	Orubiri	MPC	Hamlet Enterprise	01/08/06	2	2			
75		S-Ijaw	Azama	MPC	Ayibabie Odibura	01/08/06	1	1			
76		S-Ijaw	Oporoma	MPC	Daniel Enterprise	01/08/06	1	1			
77	Cross River	Odukpani	Okurikang	MPC	Okurikang Women Multipurpose	10/01/05	10	2	8	2	7
78		Obubra	Iyamoyong	MPC	Idioka Iyamoyong Cassava Producers	07/12/05	7	3	4	1	3
79		Boki	Kanyang	MPC	Kanyang Women Assoc.	01/04/06	5	1	4	0	4
80		Boki	Bamba	MPC	Bamba women Assoc.	01/04/06	4	1	3	0	0
81		Bekwarra	Upkah	MPC	Abua-Aluka Women Assoc.	12/03/05	3	2	1	0	2
82		Yala	Okpoma	MPC	Okpoma Women Coop Society	23/08/05	3	2	1	0	0
83		Akpabuyo	Kobi Farms	MPC	Koby Multipurpose Coop Society	27/08/05	12	6	6	4	3
84		Ikom	Okuni	MPC	Kesimakpa Cassava Coop Society	01/07/06	2				
85		Biase	Ehom	MPC	Ehom Farmers Group	10/10/05	3	1	2		
86		Odukpani	Akpa Okoyong	MPC	Akpa Women Group	10/10/05	5	1	4		
87		Abi	Itigidi	MPC	Itigidi Women Multipurpose Coop Soc.	01/07/06	3	2	1		
88		Akampa	Okarara	MPC		01/07/06	3	2	1		
89		Yala	Ipollo	MPC		01/07/06	3	2	1		
90	Delta	Isoko North	Otor Iyede	MPC	Ewoma Iyede Women's Farmers	12/05/05	4	1	3	2	0
91		Isoko North	Ozoro	MPC	Happy Ladies Multipurpose	06/01/06	4	1	3	2	0
92		Ndakwa West	Obetim Uno	MPC	Otu onye Lu Olie Coop Society	02/01/06	2	2	0	1	0
93		Bomadi	Bomadi	MPC	Meiyekeremogbo Erebo Assoc	25/02/06	31	1	30	15	0
94		Ethipe East	Kokori Inland	MPC	Sio Cooperative Society Ltd	02/09/06	3	1	2	2	0

Jobs created in cassava enterprises											
S/N	States	LGA	Community	MPC/S ME	Group Name	Date MPC commenced processing	Employment				
							Total	M	F	No. Youth	No. Casuals
95		Ika South	Abavo	MPC	Udoka Coop Society	20/3/06	5	3	2	2	0
96		Ughelli North	Edjekota	MPC	Drena Farms	03/01/06	15	3	12	11	4
97		Sapele	Ekwoke-Elume	MPC	Yet to come up with Name	31/5/06	12	10	2	4	
98	Ebonyi	Edda East	Owutu	MPC	Nga Coop Society	01/09/06	4	1	3		
99	Edo	Orhionmwon	Ugbokoniro	MPC	Eguasco Nig Ltd	01/08/06	5	5			
100		Esan West	Ogwa	MPC	Zaki J. Ehizogie Enterprises	01/05/06	2	2	0		
101		Etsako West	Auchi	MPC	Ozemoya	25/07/06	5	3	2	5	5
102		Esan South	Amendokhia, Uromi	MPC	Rado Global	01/08/06	10	5	5	3	5
103		Esan West	Warake	MPC	Aroaye Coop Society	01/08/06	2	2		2	
104		Etsako Central	Fugar	MPC	Frantina Cassava products	01/08/06	2	2		2	
105		Ikpoba-Okha	Igboekpen	MPC	Skyline Multipurpose Coop Soc. (Elder Mene)	01/08/06	5	2			
106		Egor	Igue Iheya	MPC	Ephraim Obaze Mill	01/09/06	3	2			
107		Orhionmwon	Ikobi Village	MPC	Billi Ehigie Mill	01/09/06	2	2			
108		Orhionmwon	Ugo Village	MPC	David Enabulele Mill	01/09/06	2	2			
109		Ikpoba Okha	Ugbegu Village	MPC	Okonedo Iroghoma Mill	01/09/06	2	1	1		
110		Ikpoba-Okha	Igboekpen	MPC	Victor Okhala Mill	01/09/06	2	1	1		
111		Ovia South	Ekiadolor	MPC	Osagie Farms Mill	01/09/06	4	1	3		
112		Ikpoba-Okha	Igboekpen	MPC	Godwin Omorogie Mill	01/09/06	3	1	2		
113		Owan East	Evbiamen	MPC	Evbiamen Community Coop Soc.	01/09/06	5	1	4		
114		Etsako East	Udochie, Agenebode	MPC	Udochie Community Coop Soc.	01/09/06	3	1	2		
115		Esan SE	Idumoza	MPC	Idumoza Community Coop Soc.	01/09/06	3	1	2		
116		Esan SE	Idumoniha, Uromi	MPC	Idumoniha cassava mill group	01/09/06	3	1	2		
117		Egor	Iguikpe	MPC	Iguikpe Community Coop Soc.	01/09/06	3	1	2		
118		Oredo	Evbuodia	MPC	Evboudia Community Coop Soc.	01/09/06	3	1	2		
119	Enugu	Enugu North	Akpuoga Nike	MPC	Gonik Cassava Processing Ltd	08/06	11	4	7		6
120		Uzo-uwani	Adani	MPC	Ezeanyi Farmers' Cooperative Assoc.	08/06	8	3	5		3
121	Imo	Mgbuisi Umuokanne	Ohaji/Egbema	MPC	NAFAN Cooperative Society Ltd	01/07/06	3	1	2		
122	Rivers	Eleme	Ebubu	MPC	Nyemar Enterprises	01/01/06	2	1	1		
123		Tai	Kpite Tai	MPC	Kporaks Kpite MCS Ltd	07/06	2		1		
124		Gokana	Kigbara Dere	MPC	K Dere Farmers Union Coop	09/06	2		1		
125		Tai	Ban Ogoi	MPC	Gba Nkporo Ban Ogoi FCS	09/06	2		1		

Jobs created in cassava enterprises											
S/N	States	LGA	Community	MPC/S ME	Group Name	Date MPC commenced processing	Employment				
							Total	M	F	No. Youth	No. Casuals
103		Esan West	Warake	MPC	Aroaye Coop Society	01/08/06	2	2		2	
104		Etsako Central	Fugar	MPC	Frantina Cassava products	01/08/06	2	2		2	
105		Ikpoba-Okha	Igboekpen	MPC	Skyline Multipurpose Coop Soc. (Elder Mene)	01/08/06	5	2			
106		Egor	Igue Iheya	MPC	Ephraim Obaze Mill	01/09/06	3	2			
107		Orhionwon	Ikobi Village	MPC	Billi Ehigie Mill	01/09/06	2	2			
108		Orhionwon	Ugo Village	MPC	David Enabulele Mill	01/09/06	2	2			
109		Ikpoba Okha	Ugbegu Village	MPC	Okonedo Iroghoma Mill	01/09/06	2	1	1		
110		Ikpoba-Okha	Igboekpen	MPC	Victor Okhala Mill	01/09/06	2	1	1		
111		Ovia South	Ekiadolor	MPC	Osagie Farms Mill	01/09/06	4	1	3		
112		Ikpoba-Okha	Igboekpen	MPC	Godwin Omorogie Mill	01/09/06	3	1	2		
113		Owan East	Evbiamen	MPC	Evbiamen Community Coop Soc.	01/09/06	5	1	4		
114		Etsako East	Udochie, Agenebode	MPC	Udochie Community Coop Soc.	01/09/06	3	1	2		
115		Esan SE	Idumoza	MPC	Idumoza Community Coop Soc.	01/09/06	3	1	2		
116		Esan SE	Idumoniha, Uromi	MPC	Idumoniha cassava mill group	01/09/06	3	1	2		
117		Egor	Iguikpe	MPC	Iguikpe Community Coop Soc.	01/09/06	3	1	2		
118		Oredo	Evbuodia	MPC	Evboudia Community Coop Soc.	01/09/06	3	1	2		
119	Enugu	Enugu North	Akpuoga Nike	MPC	Gonik Cassava Processing Ltd	08/06	11	4	7		6
120		Uzo-uwani	Adani	MPC	Ezeanyi Farmers' Cooperative Assoc.	08/06	8	3	5		3
121	Imo	Mgbuisi Umuokanne	Ohaji/Egbema	MPC	NAFAN Cooperative Society Ltd	01/07/06	3	1	2		
122	Rivers	Eleme	Ebubu	MPC	Nyemar Enterprises	01/01/06	2	1	1		
123		Tai	Kpite Tai	MPC	Kporaks Kpite MCS Ltd	07/06	2		1		
124		Gokana	Kigbara Dere	MPC	K Dere Farmers Union Coop	09/06	2		1		
125		Tai	Ban Ogoi	MPC	Gba Nkporo Ban Ogoi FCS	09/06	2		1		
Small/Medium-Scale Enterprise											
126	Abia	Umuahia South	Old Umuahia	SME	AQUADA DIV	23/02/06	44	18	26	12	30
127		Ukwa West	Umuekechi	SME	Asa North Women Coop.Society	28/04/05	13	5	8		
128		Arochukwu	Achara-Ihechiowa	SME	MONA'S Bakery	27/07/06	9	4	5	7	0
129		Umuahia North	Umuahia	SME	Kaka Bakery Mission Rd Umuahia	01/08/06	8	4	4	6	

Jobs created in cassava enterprises											
S/N	States	LGA	Community	MPC/S ME	Group Name	Date MPC commenced processing	Employment				
							Total	M	F	No. Youth	No. Casuals
130	Akwa Ibom	Abak	Ikot Etuk Udo	SME	Widow's mite integrated Assoc.	06/05/05	35	3	33	2	
131	Cross River	Obubra	Obubra	SME	Miragate Enterprises	20/06/06	18	10	8		
132	Edo	Ikpoba Okha	Benin	SME	Vessa Cassava International Ltd	01/03/06	400				
133		Benin	Benin	SME	Dela Foods	30/06/06	66				
134	Delta	Ughelli North	Ughelli	SME	Jopat Nig Ltd	01/06/06	32				
					Total		1181				

Annex 3: Output (kg) from functional cassava enterprises in the last quarter

States	S/No	LGA	Community	Group Name	Date MPC commenced processing	Output (kg)
Mobile Grater Enterprises						
Abia	1	Arochukwu	Utughugwu	Ebere Chima Ruth	16/09/06	21
	2	Ohafia	Amuma	Mrs Nwannediya Udo Kalu	03/08/06	14280
	3	Bende	Amaokwe	Kenneth Ogbonnaya	14/08/06	5480
	4	Ikuwano	Ariam-Alala	Lemmy Odoemela	01/09/06	4000
	5	Isiala Ngwa N	Amaoji	Mrs Esther Nwauzor	11/09/06	920
	6	Isiala Ngwa S	Mgbokonta	Roselie Chigbu	11/09/06	3120
	7	Obingwa	Ossa-Ukwu	Elder Monday Chigbu	11/09/06	3760
	8	Obingwa	Owo Ahia-afor	Ugoeze Rebecca Emelogu	01/09/06	1520
	9	Ukwa west	Umuaburu Ogwe Asa	Nkechi Adindu	01/09/06	560
	10	Ukwa east	Ohambele	Nnah Joy Onyekachi	01/09/06	800
Bayelsa	11	S-Ijaw	Olugbobiri	Kilos Multipurpose Coop. Society		7760
	12	S-Ijaw	Kassama	Azama Youth Progressive Union		22960
	13	S-Ijaw	Igeibiri	Doufe Group		3680
	14	Sagbama Toru-orua	Egbopuloama	Greater Evangelism Worlg Crusade Farmers Coop.		17520
	15	Yenagoa Kalaba	Akaba			11320
	16	Yenagoa Kalaba	Yenaka	Abeki's Ogbodianimovu		10600
	17	Yenagoa Kalaba	Bumoundi-g	Bolouwenimo-ogbo		45840
	18	S-Ijaw	Amasoma			3120
Delta	19	Isoko North	Ellu	Mrs J. Orome	01/09/06	7200
	20		Orie village	Mrs G. Egbeme	01/09/06	1800
	21	Sapele	Okuodede	Mrs G. Asiughwe	01/09/06	6000
Edo	22			Mrs Janet Edoigawere	17/09/06	300
	23			Mrs Maria Enoma	19/09/06	600
	24			Erinmwingbovo Philips	10/09/06	660
	25			Mrs B. Ogedengbe	04/09/06	8490
	26			Musah Aighufue	07/06/06	5610
	27			Imhomoh Mustafa	03/09/06	4110
	28			Hajia (Mrs) Zinat shaka	10/08/06	5040
Rivers	29	Onelga	Obeti	Egi Women Farmers Ass.	08/08/06	1840
Micro Processing Enterprises						
Abia	30	Umuahia North	Uhabiri Ossah	Udochia Women	14/08/05	19080

States	S/No	LGA	Community	Group Name	Date MPC commenced processing	Output (kg)
	31	Umuahia South	Umuabali	Imebuogu Umuabali	23/02/06	32760
	32	Umuahia North	Ubani Ibeku	Udokanma Women	11/02/05	23320
	33	Ohafia	Agboji Abriba	Akoli Agboji Abriba FMCS	05/06	27720
	34	Osisioma Ngwa	Osisioma	Ihunanya Umunwaogu Women	12/07/05	33320
	35	Isiala Ngwa	Amaoji	Idinaotu Women Group	20/10/05	12560
	36	Umuahia South	Ohiya	Chimezie Ohiya Multipurpose	15/06/06	9090
	37	Bende	Ugwueke Alayi	Women of Light and Shield Ministry	08/03/06	4160
Akwa Ibom	38	Nsit Ubium	Ikot Eyo	Ikot Eyo Farmers Multipurpose	06/03/05	978
	39	Mkpat-Enin	Ikot obi-onso	Nkaima Women Assoc.	16/06/05	403
	40	Ibesikpo	Okop Ndua Erong	Okop Ndua Erong Famers Coop Soc. Ndua Ekong	09/06/06	374
	41	Nsit Ubium	Afia nsit Udua Nko	Women Multipurpose Coop Soc. Ltd	06/06/06	60
	42	Eket		Eket: Real Makers	09/06	7000
	43	Uruan	Mbiaya Uruan	Nka Uforo Iban Multipurpose Cooperative	09/06	43
	44	Itu	Aka Itam	Heritage Care	06/06	281
	45	Okobo	Okopedi-Okobo	Okopedi-Okobo CWO Multipurpose Coop	09/06	215
	46	Etinan	Awa Ntong	Ana Ntong Women Devt. Coop	09/06	33
Bayelsa	47	Ogbia	Elebele	Abaiayari Elebele Farmers	26/08/05	51400
	48	Sagbama	Sagbama	Adausi Farmers Coop.Society	09/02/05	21600
	49	Yenogoa	Agbia-Nedugo	Kemebigha Cassava farmers	09/05/05	4600
	50	Yenogoa	Ogbogoro	Esuvie Cassava Farmers Assoc	24/08/05	25200
	51	Ogbia	Anyama	Anyama Cassava Farmers Group	24/08/05	18520
	52	Brass	Brass	Brass Farmers Cooperative Society	12/09/05	3880
	53	Nembe	Alagoa Tereke	Tereke Coop Society	20/09/05	3240
	54	Yenogoa	Azikoro	Ovievie Farmers Coop Society	17/2/06	9000
	55	Sagbama	Elemebiri	Ebiakpo Farmers Coop Soc	16/2/06	10200
	56	Ogbia	Otuokpoti	Cassava Devt Coop Assoc	15/02/06	10800
	57	Yenogoa	Biseni	Blessed Women Coop Soc Ltd	16/02/06	17080
	58	Ogbia	Yiba-ama	Benson Iniekemi	09/06	15520
	59	Ogbia	Otuasega	Walson Smart	09/06	7760
	60	Ogbia	Emeyal 11	Fubara Igbo	09/06	3560
	61	Yenogoa	Ogu	Oyi Patrick	09/06	15760
	62	Yenogoa	Kalaba	Samuel-Ejor and Co.	09/06	19380
	63	Sagbama	Ebedebiri	Dogo Akemiefa	09/06	16040

States	S/No	LGA	Community	Group Name	Date MPC commenced processing	Output (kg)
	64	Sagbama	Toru-orua	Tamarankuro Fielade	09/06	20840
	65	Kolokuma	Orubiri	Hamlet Enterprise	09/06	24040
	66	S-Ijaw	Azama	Ayibabie Odibura	09/06	35040
	67	S-Ijaw	Oporoma	Daniel Enterprise	09/06	24600
Cross River	68	Odukpani	Okurikang	Okurikang Women Multipurpose	10/01/05	126325.6
	69	Obubra	Iyamoyong	Idioka Iyamoyong Cassava Producers	07/12/05	67945.96
	70	Boki	Kanyang	Kanyang Women Assoc.	15/12/05	20224.52
	71	Boki	Bamba	Bamba Women Assoc.	15/12/05	26995.56
	72	Bekwarra	Upkah	Abua-Aluka Women Assoc.	12/03/05	19091.6
	73	Yala	Okpoma	Okpoma Women Coop Society	23/08/05	0
	74	Akpabuyo	Kobi Farms	Koby Multipurpose Coop Society	27/08/05	303747.8
	75	Ikom	Okuni	Kesimakpa Cassava Coop Society	06/06	14232.4
	76	Biase	Ehom	Ehom Farmers Group	05/11/05	0
	76	Odukpani	Akpa Okoyong	Akpa Women Group	05/11/05	0
	77	Abi	Itigidi	Itigidi Women Multipurpose Coop Soc.	06/06	5469.84
	78	Akampa	Okarara		06/06	8149.12
	79	Yala	Ipollo		06/06	4378.44
Delta	80	Isoko North	Otor Iyede	Ewoma Iyede Women's Farmers	12/05/05	14800
	81	Isoko North	Ozoro	Happy Ladies Multipurpose	06/01/06	21660
	82	Ndakwa West	Obetim Uno	Otu onye Lu Olie Coop Society	02/01/06	2480
	83	Bomadi	Bomadi	Meiyekeremogbo Erebo Assoc.	25/02/06	13020
	84	Ethiope East	Kokori Inland	Sio Cooperative Society Ltd	02/09/06	10520
	85	Ika South	Abavo	Udoka Coop Society	20/3/06	10520
	86	Ughelli North	Edjekota	Drena Farms	03/01/06	23480
	87	Sapele	Ekwoke-Elume	Yet to come up with Name	31/05/06	11520
	88			Akuomagbe Cooperative Society	09/02 /06	13780
Ebonyi	89	Edda East	Owutu	Nga Coop. Society	08/06	25000
Edo	90	Orhionmwon	Ugbokoniro	Eguasco Nig Ltd	-	630
	91	Egor	Egor	Ugbowor	30/06/ 06	13000
	92	Etsako West	Auchi	Ozemoya	25/07/06	1700
	93	Esan South	Amendokhia, Uromi	Rado Global	07/09/07	121000

States	S/No	LGA	Community	Group Name	Date MPC commenced processing	Output (kg)
	94	Esan West	Warake	Ehize Enterprises	09/09/06	5820
	95	Benin	Benin	Dela Foods	30/06/06	29000
	96	Etsako Centra	Fugar	Frantina Cassava products	01/09/06	9000
	97	Ikpoba-Okha	Igboekpen	Skyline Multipurpose Cooperative Society	09/06	6000
	98	Egor	Igue Iheya	Ephraim Obaze Mill	09/06	4500
	99	Orhionwon	Ikobi Village	Billi Ehigie Mill	09/06	9000
	100	Orhionwon	Ugo Village	David Enabulele Mill	09/06	8460
	101	Ikpoba-Okha	Ugbegu Village	Okonedo Iroghoma Mill	09/06	9030
	102	Ikpoba-Okha	Igboekpen	Victor Okhala Mill	09/06	8670
	103	Ovia South	Ekiadolor	Osagie Farms Mill	09/06	12000
	104	Ikpoba-Okha	Igboekpen	Godwin Omorogie Mill	09/06	4140
	105	Owan	Evbiamen	Evbiamen Community Coop Soc.	09/06	6000
	106	Etsakor East	Udochie	Udochie Community Coop Soc.	09/06	9000
	107	Esan North East	Idumoza	Idumoza Community Coop Soc.	09/06	6090
	108	Esan South East	Idumoniha	Idumoniha Cassava Mill Group	09/06	10050
	109	Egor	Iguikpe	Iguikpe Community Coop Soc.	09/06	9000
	110	Oredo	Evbuodia	Evbuodia Community Coop Soc.	09/06	8730
Enugu	111	Enugu North	Akpuoga Nike	Gonik Cassava Processing Ltd	08/06	32000
	112	Uzo-uwani	Adani	Adani Women Coop Soc.	08/06	1400
Imo	113	Mgbuisi Umuokanne	Ohaji/Egbema	NAFAN Cooperative Society Ltd	01/07/06	2240
Rivers	114	Tai	Kpite Tai	Kporaks Kpite MCS Ltd	07/06	216000
	115	Tai	Ban Ogoi	Gba-Nkporo Ban ogoi Farmers Coop Soc Ltd	08/06	4320
			Small/Medium Enterprises			
Abia	116	Umuahia South	Old Umuahia	Aquada Division	23/02/06	0
	117	Ukwa West	Umuekechi	Asa North Women Coop.Society	28/04/05	0
	118	Arochukwu	Achara-Ihechiowa	MONA'S Bakery	27/07/06	70202
	119	Umuahia North	Umuahia	Kaka Bakery	01/08/06	13345
Akwa Ibom	120	Abak	Ikot Etuk Udo	Widow's Mite Integrated Assoc.	06/05/05	10987
Edo	121	Ikpoba Okha	Benin	Vessa Cassava International Ltd	01/03/06	596000
	122	Ughelli North	Ughelli	Jopat Nig Ltd	01/03/06	142000
				Total		2851022.84

Annex 4: Number of BDS trainings and participants in the last quarter

Name of group	Community / LGA	Date of training	No. of participants		
			M	F	Total
Delta					
Okuoke Cooperative Group Sapele LGA	Sapele LGA	5- 8 July '06	8	5	13
Ebiogbo Farmers Cooperative Society	Kpakama, Bomadi LGA	5- 8 July '06	8	7	15
Mobile Grater Beneficiaries	ADP Office	23 Sept. '06	3	3	6
Edo					
Ozemoya Farmers Cooperative Society	Auchi, Etsako West LGA	24-29 July '06	5	1	6
Rado Global Farms Limited	Uromi	24-29 July '06	2	6	8
Eguasco Nig. Company Limited	Ugboko-Niro Orhiawon LGA	24-29 July '06	4	2	6
Ehize Enterprises	Ogwa , Esan West LGA	24-29 July '06	1	5	6
Cassava Growers Association	Utese, Ovia North East LGA	24-29 July '06	3		3
Nomwen Cooperative	Oben Orhionwom LGA	24-29 July '06	3	2	5
Idomagbe Dumosa Cassava Mill Project	Uromi, Esan North East LGA	4-18 Sept. '06	21	9	30
Iguikpe Cassava Mill Project		4-18 Sept. '06	10	7	17
Okhokhugbo Cassava Mill Project	Okhokhugbo,Egor LGA	4-18 Sept. '06	20	7	27
Evbuodia Cassava Mill Project	Evbuodia, Oredo LGA	4-18 Sept. '06	27	6	32
Idumu- Oniha Cassava Mill Project	Esan North East LGA	4-18 Sept. '06	9	29	38
Izegbuwa Cassava Processing Mill	Oghoghohi Village Benin/ Sapele Ex. Rd Benin City	4-18 Sept. '06	19	1	20
Ekperi Farmers Cooperative Society	Ekperi,	4-18 Sept. '06	8	3	11
Mobile Grater Beneficiaries	ADP office	4-18 Sept. '06	7	3	10
Udochi Cassava Mill Project	Idochi, Etsako East LGA,	25 Sept. - 2 Oct. '06	15	19	34
Eko –Ekporo Cassava Mill Project	Eko –Ekporo, Igbueben LGA,	25 Sept. -2 Oct. '06	39	19	59
Afuse Cassava Mill Project Etsako West LGA	Etsako West LGA	25 Sept. -2 Oct. '06	3	16	19
Imo					
Sambest Enterprises	Ohoba	1-4 Aug. '06	13	4	17
Amarachi Cooperative Multi purpose Society	Okwo Amarachi, Orsu LGA	1-4 Aug. '06	2	12	14
Abia					
Mobile Grater Beneficiaries	ADP office	29-31 Aug. '06	4	6	10
Akwa Ibom					
Catholic Women Multipurpose Coop. Society	Okopedi, Okobo LGA	7-14 Aug. '06	1	21	22
Grace Foundation	Awa Imam, Onna LGA	7-14 Aug. '06	82	75	157
Mobile Grater Beneficiaries	ADP Office, Uyo	19 Sept. '06	9	1	10
Bayelsa					
Mobile Grater Beneficiaries	ADP Office Yenagoa	21 Sept. '06	9	1	10
Mobile Grater Beneficiaries	IITA Conference Hall, Onne	August 14, '06.	13	2	15
			350	297	647

Annex 5: BDS Trainings for the year 2005/2006

Name of Group	Community / LGA	Date of training in 2006	No. of participants		
			M	F	Total
Delta					
Meiyekeremoeroboi, Ogbo Cassava Processing Mill	Bomadi, Bomadi LGA	27 Nov. - 5 Dec. '05	0	19	19
''	''	23-28 Jan '06	2	8	10
''	''	27 Feb. - 4 Mar. '06	0	5	5
''	''	15-20 May '06	0	25	25
Kokori Women Cooperative Society	Kokori, Ethiope East LGA	27 Nov. - 5 Dec. '05	0	11	11
''	''	23-28 Jan '06	1	7	8
''	''	27Feb. - 4 Mar. '06	0	5	5
''	''	15 - 20 May '06	0	5	5
Ewoma Eya Iyede FMPCS	Otor –Iyede, Isoko North LGA	27 Nov. - 5 Dec. '05		15	15
''	''	27 Feb. - 4 Mar. '06	0	5	5
Otu-Onye Multi Purpose coop Society	Obetim-Uno, Ndokwa West, LGA	27 Nov. - 5 Dec. '05	2	21	23
''	''	27 Feb. - 4 Mar. '06	0	5	5
''	''	15 - 20 May '06	1	3	4
Drena Farms	Ughelli	15 - 20 May '06	2	10	12
Udokama Progressive Union	Abavo, Ika South LGA	27 Nov. - 5 Dec. '05	2	32	34
''	''	23-28 Jan. '06	0	5	5
''	''	Feb. 27- 4 Mar. '06	0	21	21
''	''	15 - 20 May '06	1	3	4
Okuoke Cooperative Group Sapele LGA	Sapele LGA	5 - 8 July '06	8	5	13
Ebiogbo Farmers Cooperative Society	Kpakama, Bomadi LGA	5 - 8 July '06	8	7	15
Happy Ladies Multi-purpose Cooperative Society	Ozoro, Oko North LGA	27 Nov. - 5 Dec. '05	0	12	12
''	''	23 - 28 Jan. '06	1	13	14
''	''	27 Feb. - 4 Mar. '06	0	5	5
Mobile Grater Beneficiaries	ADP Office	23 Sept. '06	3	3	6
Edo					
Ozemoya Farmers Cooperative society	Auchi, Etsako West LGA	24 - 29 July '06	5	1	6
Rado Global Farms Limited	Uromi	24 - 29 July '06	2	6	8
Eguasco Nig. Company Limited	Ugboko-Niro Orhiawon LGA	24 - 29 July '06	4	2	6
Ehize Enterprises	Ogwa , Esan West LGA	24 - 29 July '06	1	5	6
Cassava Growers Association	Utese, Ovia North East LGA	24 - 29 July '06	3	0	3

Name of Group	Community / LGA	Date of training in 2006	No. of participants		
			M	F	Total
Nomwen Cooperative	Oben Orhionwom LGA	24 - 29 July '06	3	2	5
Idomagbe Dumosa cassava Mill Project	Uromi, Esan North East LGA	4 - 18 Sept. '06	21	9	30
Iguikpe Cassava Mill Project		4 - 18 Sept. '06	10	7	17
Okhokhugbo Cassava Mill Project	Okhokhugbo,Egor LGA	4 - 18 Sept. '06	20	7	27
Evbuodia Cassava Mill Project	Evbuodia, Oredo LGA	4 - 18 Sept. '06	27	6	33
Idumu- Oniha Cassava Mill Project	Esan North East LGA	4 - 18 Sept. '06	9	29	38
Izegbuwa Cassava Processing Mill	Oghoghohi Village Benin/Sapele Ex. Rd Benin City	4 - 18 Sept. '06	19	1	20
Ekperi Farmers Cooperative Society	Ekperi,	4 - 18 Sept. '06	8	3	11
Mobile Grater Beneficiaries	ADP Office	4 - 18 Sept. '06	7	3	10
Udochi Cassava Mill Project,	Idochi, Estako East LGA,	25 Sept. - 2 Oct. '06	15	19	34
Eko –Ekporo Cassava Mill Project	Eko –Ekporo, Igbueben LGA,	25 Sept. - 2 Oct. '06	39	19	58
Afuse Cassava Mill Project Etsako West LGA	Etsako West LGA	25 Sept. - 2 Oct. '06	3	16	19
Vesa Food Agencies Ltd (SME)	Ihimwinrin, Ikpoba-Okha LGA	18 - 22 April '06	10	0	10
Deladder Establishment Ltd (SME)	Ugbowo, Oredo LGA	18 - 22 April '06	5	0	5
Nomwen Cooperative	Oben, Orhionmwon LGA	18 - 22 April '06	5	5	10
Cassava Growers Association	Utese, Ovia North–East, LGA	18 - 22 April '06	13	2	15
''	''	24 - 29 July '06	3	1	4
Etsako Central Local Govt (MPC)	Ivochia Quarters Fugar, Etsako Central LGA	21 June -3 July '06	16	22	38
Eguasco Nig. Co. Limited (MPC)	Ugboko –Niro Orhionmwon LGA	21 June -3 July '06	50	14	64
''	''	24 - 29 July '06	4	2	6
Ehize Enterprises	Ogwa, Esan West LGA	21 June -3 July '06	9	12	21
''	''	24 - 29 July '06	1	5	6
Rado Global Farms Ltd	Ukonchi Uromi, Esan North East LGA	21 June -3 July '06	6	13	19
''	''	24 - 29 July '06	2	6	8
Ozemoya Farmers Cooperative Society	Auchi , Etsako West LGA	21 June -3 July '06	25	5	30
''	''	24 - 29 July '06	4	2	6
Aloaye Multi Purpose Co-op Society	Iyakhara Qtrs Warreke, Owan West LGA	21 June -3 July '06	19	39	58
Imo					
Sambest Enterprises	Ohoba	1 - 4 Aug. '06	13	4	17
Amarachi Cooperative Multi purpose Society	Okwo Amarache , Orso LGA	1 - 4 Aug. '06	2	12	14

Name of Group	Community / LGA	Date of training in 2006	No. of participants		
			M	F	Total
Mgbuisii NAFANO Hajj Farmers Co-Operative Society	Mgbuisii, Ohaji Egbema LGA	10 - 15 April '06	13	9	22
Ugochinyere Women Group	Okohia Autonomous Community, Ideato South LGA	10 - 15 April '06	0	18	18
Widows Empowerment Organization (WEWE)	Aku, Okigwe LGA	10 - 15 April '06	0	144	144
Abia					
Mobile Grater Beneficiaries	ADP office	29 - 31 Aug. '06	4	6	10
Akoli Agboji Abriba FMCS Ltd	Agboji Abriba Ohafia LGA	6 - 9 June '06	14	5	19
Women of Light And Shield Min.	Etiti , Ugbwueke Alayi, Bende LGA	6 - 9 June '06	6	9	15
Hunanya Umuowaogu Family Group, Osisioma Cooperative	Osisioma, Osisioma Ngwa LGA	6 - 9 June '06	0	18	18
Chimezie Multipurpose Cooperative Society,	Ohiya, Umuahia South	6 - 9 June '06	1	19	20
Akwa Ibom					
Catholic Women Multipurpose Cooperative Society	Okopedi, Okobo LGA	7 - 14 Aug. '06	1	21	22
Grace Foundation	Awa Imam, Onna LGA	7 - 14 Aug. '06	82	75	157
Mobile Grater Beneficiaries	ADP Office, Uyo	19 Sept. 2006	9	1	10
Nka Ima Iman Women Group	Ikot obio Nso, Mkpat Eni LGA	13 June '05	2	38	40
''	''	16 June '05	8	6	14
''	''	16 June '05	4	12	16
''	''	10 - 14 Oct. '05	3	6	9
''	''	30 Jan. - 3 Feb '06	2	25	27
Ikot Eyo Women Group	Ikot Eyo Ubium LGA	1 July '05	2	13	15
''	''	10 - 14 Oct. '05	1	12	13
''	''	30 Jan. - 3 Feb '06	4	32	36
Widow s Mite	Abak, Abak LGA	17 June '05	8	12	20
''	''	27 June '05	1	26	27
''	''	10 - 14 Oct. '05	2	2	4
Aka Itam Itu LGA	Heritage Care Ind and Fin MPC Society	20 - 23 Feb. '06	19	12	31
Okop Udua Erong Farmers MPC Society	Ibesikpo Asutan LGA	20 - 23 Feb. '06	8	1	9
Afit Nsit Udua Nko Women MPC Society	Afit Nsit Udua Nko,	20 - 23 Feb. '06	2	25	27
Nka Women Association, Ogu-Itu Mboso	Ogu-Itu Mboso Ini LGA	2 - 6 May '06	15	9	24
Mbiaya Women Cooperative Society	Mbiaya, Uruan LGA	2 - 6 May '06	0	10	10

Name of Group	Community / LGA	Date of training in 2006	No. of participants		
			M	F	Total
Integrated Farmers Scheme (IFS)	Akwa Ibom Ikot Itie Udung Nsit Atai LGA	19 - 21 June '06	166	57	223
Cross River					
Mobile Grater Beneficiaries	ADP Office, Calabar	19 Sept. '06	8	3	11
Okurikang, Women Multi – purpose Co-operative Society Limited	Okurikang, Odukpani LGA	29 Aug. - 2 Sept. '05	1	28	29
''	''	5 - 9 Oct. '05	2	16	18
''	''	6 - 11 Feb. '06	2	8	10
Iyamoyoung, Women Ass.	Iyamoyoung, Obubra LGA	29 Aug. - 2 Sept. '05	6	16	22
''	''	5 - 9 Oct. '05	2	5	7
Okpoma Women Association	Okpoma, Yala LGA	23 Aug. '05	3	13	16
''	''	5 - 9 Oct. '05	2	16	18
''	''	6 - 11 Feb. '06	3	6	9
Kanjang Women Group	Kanjang1, Boki LGA	11 - 15 July '05	0	7	7
Okuni Women Group	Okuni, Ikom LGA	11 - 15 July '05	0	7	7
Bamba Women Group	Bamba, Boki LGA	11 - 15 July '05	0	7	7
Ukpah Women Co-operative Society	Ukpah, Belkwarra	21 - 25 Nov. '05	32	58	90
''	''	6 - 11 Feb. '06	0	4	4
Koby Farm Ltd.,(Private Investor)	Koby Farm Ltd., Akpabuyo LGA	21 - 25 Nov. '05	10	1	11
''	''	6 - 11 Feb. '06	0	4	4
Okarara Community	Okarara, Akamkpa LGA	22 - 26 May '06	17	5	23
Itigidi Community	Itigidi, Abi LGA	22 - 26 May '06	14	1	15
Ipollo Community	Ipollo, Yala LGA	22 - 26 May '06	44	46	90
Bayelsa					
Mobile grater Beneficiaries	ADP Office Yenagoa	21 Sept. '06	9	1	10
Ogboesuevie Farmers Ass.	Obogoro, Yenagoa LGA	15 - 22 Aug. '05	7	10	17
''	''	26 - 30 Sept. '05	7	10	17
''	''	9 -13 Jan. '06	6	2	8
Anyama Cassava Farmers Group	Anyama, Ogbia LGA	15 - 22 Aug. '05	1	4	5
''	''	26 - 30 Sept. '05	1	4	5
''	''	14 - 18 Nov. '05	1	4	5
Alagoa Farmers Group	Tereke Okoroma Tereke LGA	15 - 22 Aug. '05	2	2	4
''	''	26 - 30 Sept. '05	2	2	4
Brass Farmers Co-Operative Society	Brass, Brass LGA	15 - 22 Aug. '05	3	0	3
''	''	26 - 30 Sept. '05	2	0	2

Name of Group	Community / LGA	Date of training in 2006	No. of participants		
			M	F	Total
Integrated Farmers Scheme (IFS)	Akwa Ibom Ikot Itie Udung Nsit Atai LGA	19 - 21 June '06	166	57	223
Cross River					
Mobile Grater Beneficiaries	ADP Office, Calabar	19 Sept. '06	8	3	11
Okurikang, Women Multi – purpose Co-operative Society Limited	Okurikang, Odukpani LGA	29 Aug. - 2 Sept. '05	1	28	29
''	''	5 - 9 Oct. '05	2	16	18
''	''	6 - 11 Feb. '06	2	8	10
Iyamoyoung, Women Ass.	Iyamoyoung, Obubra LGA	29 Aug. - 2 Sept. '05	6	16	22
''	''	5 - 9 Oct. '05	2	5	7
Okpoma Women Association	Okpoma, Yala LGA	23 Aug. '05	3	13	16
''	''	5 - 9 Oct. '05	2	16	18
''	''	6 - 11 Feb. '06	3	6	9
Kanjang Women Group	Kanjang I, Boki LGA	11 - 15 July '05	0	7	7
Okuni Women Group	Okuni, Ikom LGA	11 - 15 July '05	0	7	7
Bamba Women Group	Bamba, Boki LGA	11 - 15 July '05	0	7	7
Ukpah Women Co-operative Society	Ukpah, Belkwarra	21 - 25 Nov. '05	32	58	90
''	''	6 - 11 Feb. '06	0	4	4
Koby Farm Ltd.,(Private Investor)	Koby Farm Ltd., Akpabuyo LGA	21 - 25 Nov. '05	10	1	11
''	''	6 - 11 Feb. '06	0	4	4
Okarara Community	Okarara, Akamkpa LGA	22 - 26 May '06	17	5	23
Itigidi Community	Itigidi, Abi LGA	22 - 26 May '06	14	1	15
Ipollo Community	Ipollo, Yala LGA	22 - 26 May '06	44	46	90
Bayelsa					
Mobile grater Beneficiaries	ADP Office Yenagoa	21 Sept. '06	9	1	10
Ogboesuevie Farmers Ass.	Obogoro, Yenagoa LGA	15 - 22 Aug. '05	7	10	17
''	''	26 - 30 Sept. '05	7	10	17
''	''	9 -13 Jan. '06	6	2	8
Anyama Cassava Farmers Group	Anyama, Ogbia LGA	15 - 22 Aug. '05	1	4	5
''	''	26 - 30 Sept. '05	1	4	5
''	''	14 - 18 Nov. '05	1	4	5
Alagoa Farmers Group	Tereke Okoroma Tereke LGA	15 - 22 Aug. '05	2	2	4
''	''	26 - 30 Sept. '05	2	2	4
Brass Farmers Co-Operative Society	Brass, Brass LGA	15 - 22 Aug. '05	3	0	3
''	''	26 - 30 Sept. '05	2	0	2

Name of Group	Community / LGA	Date of training in 2006	No. of participants		
Elebele Farmers Group	Elebele, Ogbia, LGA	29 Aug. - 2 Sept. '05	6	4	10
"	"	26 - 30 Sept. '05	3	1	4
"	"	14 - 18 Nov. '05	4	0	4
"	"	9 -13 Jan. '06	3	5	8
Adausi Farmers Group	Sagbama, Sagbama LGA	29 Aug. - 2 Sept. '05	9	5	14
"	"	26 - 30 Sept. '05	9	5	14
"	"	9 -13 Jan. '06	3	5	8
Kemebigha Coop Society	Nedugbo-Agbia, Agbia LGA	29 Aug. - 2 Sept. '05	14	17	31
"	"	26 - 30 Sept. '05	14	7	21
"	"	14 - 18 Nov. '05	14	7	21
"	"	9 -13 Jan. '06	8	0	8
Cassava Dev Coop Ass	Otuokpoti, Ogbia LGA	14 -18 Feb. '06	8	6	14
Ebiakpo Farmers Coop Society	Elemebiri, Sagbama LGA	14 -18 Feb. '06	2	6	8
Blessed Women MPC Society	Biseni, Yenagoa LGA	14 -18 Feb. '06	0	7	7
Ovievie Farmers Cooperative	Azikoro, Yenagoa LGA	14 -18 Feb. '06	12	2	14
Rivers					
Gba-Npkoro Ban-Ogoi Cooperative Society, Ltd.,	Ban- Ogoi Tai, LGA	30 May - 2 June '06	9	4	13
Kegbarra Dere Farmers Union Cooperative	Kegbarra Dere, Gokana LGA	30 May - 2 June '06	23	40	63
Kporak Kpite Farmers Cooperative	Kpite, Tai LGA	30 May - 2 June '06	7	4	11
Mobile Grater Beneficiaries in River State	IITA Conference Hall	14 Aug. '06.	13	2	15
Ebonyi					
Cassava Initiative for Rural Women and Youth,	Owutu Edda, Edda East LGA	6 - 9 June'06	15	41	56
Cletus Ngah FMC limited	Ishiagu, Ivo LGA	6 - 9 June'06	14	1	15
Mobile grater beneficiaries in Ebonyi	ADP Office	6 Oct. '06	11	0	11
Enugu					
Mobile grater beneficiaries in Enugu	ADP Office	7 Oct. '06	13	0	13
Total Training 2006 = 143			1208	1663	2793

Annex 6: Postharvest trainings: cassava processing and utilization

State	Location/LGA	Products	Adult male	Adult female	Youth (male & fem.)	Total
Abia 20/21-4-06	Isiukwuato	HQCF, Odorless <i>fufu</i> flour, quality <i>gari</i> , cassava fritters, buns, doughnut, chinchin, strips, fish roll	25	11	3	39
	Umunneochi	“	12	18	100	130
22/25-4-06	Umuhia North	“	6	11	0	17
	Ikwuano	“	7	10	6	23
	Isiala Ngwa North & South	“	33	32	26	91
26/29-4-06	Aba North	“	19	43	5	67
	Osioma	“	22	26	18	66
	Ukwa West	“	23	18	16	57
	Ugwunagbo	“	12	16	2	30
Akwa Ibom 6-6-06	Eket Ibeno	“		26	9	47
			12			
16-6-06	Oko	“	10	26	11	47
13-7-06	Abat	“	6	30	9	45
31-5-06	Uyo	“	40	50	22	112
2-6-06	Uyo	“	5	42	10	57
7-6-06	Obot Akara	“	33	10	8	51
9-6-06	Oruk Anam	“	11	10	9	40
16-6-06	Inillkono	“	10	26	8	44
13-6-06	Nsit Atail	“	150	180	70	400
20-6-06	Nsit Ibom	“	5	28	11	44
Bayelsa 13/14-3-06	Yenagoa	“		33	10	61
			13			
16/17-3-06	Southern Ijaw	“	9	43	33	85
27-3-06	Ogbia	“	9	4	3	16
28-3-06	Brass	“	2	4	4	10
29-3-06	Nembe	“	-	143	63	206
5-4-06	Sagbama	“	31	28	14	73
6-4-06	Ekeremor	“	4	31	17	52
5-5-06	Orlu zone (3 LGAs)	“	22	57	41	120
Cross River 10-04-06	Calabar South/ Edgerley Area	“	-	32		32
11-04-06	Odukpani/ Okurikang	“	8	31		39
12-04-06	Akamkpa/ Mbarakom	“	10	51		61
13-04-06	Biase/ Ehom	“	3	53		56
14-04-06	Akpabuyo /Ikot Okon	“	10	34		44
25-05-06	Itigidi /Abi	“	20	47		67
05-06-06	Big Qua/ Calabar Municipality	“	6	21		27
02-06-06	Idum-Mbube/ Ogoja	“	4	51		55
03-06-06	Obudu Urban/Obudu	“	3	53		56
01-07-06	Ubepa/ Bekwara	“	-	39		39
Delta 16-3-06	Ika South, Abavo	“	9	30	5	44

17-3-06	Aniocha North Onichalona	“	41	5	40	86
18-3-06	Ukuani Ubiaruku	“	7	14	11	32
22-3-06	Isoko North Ozoro	“	2	22	13	37
24-3-06	Isoko South Oleh	“	36	26	30	92
27-3-06	Ethiope East Kokori	“	0	20	9	29
19-4-06	Sapele	“	7	14	3	24
20-4-06	Okpe,Udu Orerokpe	“	23	19	36	78
28-4-06	Ughelli North Otogor	“	25	19	30	74
Rivers 18 April-13 May 06						
	Bori-Khana	“	15	5	12	32
	Obio-Akpo	“	8	20	5	32
	Isioko-Ikwerre	“	10	21	5	26
	Eleme-Eleme		10	12	4	26
	Etche		13	33	15	61
	Emuoha		10	24	11	45
	Akabuka Onelga		13	14	5	33
	Army Barracks		30	40	18	88
	Ahoada-Ahoade East		5	20	6	22
Enugu 29-3 - 21-4- 06	10 LGAs	“	175	121	29	325
Ebonyi 2/18 -5-06	10 LGAs	“	101	146	102	349
Anambra 4/29-4-06	10 LGAs	“	88	150	87	325
Imo 25-4-06	Okigwe zone (3 LGAs)	“	7	84	30	121
28-4- 06	Owerri zone (4 LGAs)	“	2	152	71	225
8/10-4-06	Orlu zone (4 LGAs)	“	22	57	41	120
Edo 22-5-06	Esan East/Central	“	8	31	13	52
23-5-06	Igu eben	“	11	23	-	34
24-5-06	Esan West	“	33	58	-	91
26-5-06	Etsako Central	“	1	37	17	55
27-5-06	Etsako East	“	7	54	26	87
29-5-06	Owan East	“	-	32	-	32
31-5-06	Oredo	“	9	5	-	14
1-6-06	Ikpoba-Okha	“	7	4	-	11
2-6-06	Egor	“	8	5	1	13
Total			1387	2685	1184	5207